

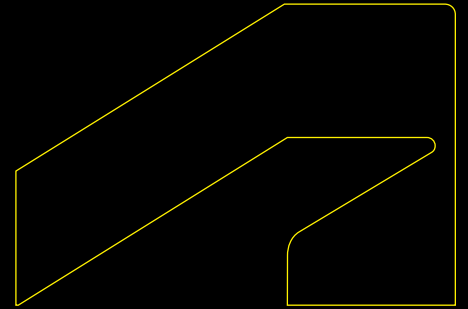


# Getting Started Guide








## For Designers

With Autodesk Informed Design, you can:

- Empower your designs with configurable, manufacturable building products for unparalleled certainty and quality.
- Configure manufacturing models and place accurate and manufacturable Revit families into your Revit project, confirming the feasibility of the specified products.
- Reduce downstream errors by including construction products that are known to be accurate and manufacturable, minimizing rework and improving overall project efficiency.

[CLICK HERE TO START](#) →



## For Product Manufacturers

With Autodesk Informed Design, you can:

- Unlock the full potential of your building products with Informed Design for Inventor. Reduce waste and speed up time to market through improved collaboration.
- Collaborate effortlessly with architectural designers by creating parametric models of your building products. Confirm that only compliant versions of your products are used, thanks to built-in constraints and rules.
- Define BIM content, confirming that your building products meet project requirements, are compatible with other components, and meet industry standards.
- Simplify the generation of product documentation at scale and effortlessly generate the necessary outputs for fabrication.

[CLICK HERE TO START](#) →




## For Technical Admins & Managers, BIM Managers, and CAD Managers

Everything you need to know about installing, licensing, and supporting Autodesk Informed Design, including costs, trial options, and learning content for Autodesk account admins.

[CLICK HERE TO START](#) →

## For Designers



### 1. Check requirements

To get started with Informed Design for Revit, you will need:

Revit 2024 (or later version)

Permission to access content hosted on  
Informed Design (via Autodesk Docs)

To learn how manufacturing content is published to Informed Design, visit the [Getting Started Guide for Building Product Manufacturers](#).

#### More Information:

- [Informed Design Help: Minimum Permissions Requirements](#)
- [Informed Design Help: Troubleshoot: WebApp & ACC Docs](#)

### 2. Download and install Informed Design for Revit

Visit the Informed Design download page for the Revit add-in.

[Download the Revit add-in for Informed Design](#)

[Subscribe to the onboarding emails](#)

#### More information:

- [Informed Design Help: Access and Installation Guide](#)
- [Informed Design Help: Troubleshoot: Add-Ins](#)

### 3. Learn

Learn how to unleash the power of Informed Design for Revit.

[Watch the Informed Design onboarding video](#)

[Follow the step-by-step tutorial](#)

[Visit the Informed Design Help](#)

### 4. Try it out

Try Informed Design for Revit for yourself!

[Discover, configure, and place building product variants generated by Informed Design.](#)

[Replace a variant](#)

[Update a variant](#)

**Optional:** Informed Design can automatically generate working documents from your specified variants when you publish your Revit project to Autodesk Docs. [Click here to learn how.](#)

### 5. Join the Community and provide your feedback

Join the Informed Design community and share your experiences with your peers, receive our latest learning content, and offer your feedback.

[Join the Informed Design Community \(Online forum\)](#)

[Give us your feedback \(Ideas\)](#)


[Visit the Informed Design Knowledge Center \(Blog\)](#)

[Participate in the Informed Design webinars](#)

#### Frequently asked questions

Do you have questions? Find the answers to our most frequently asked questions in our [Informed Design FAQ](#)

## For Building Product Manufacturers



### 1. Check requirements

To get started with Informed Design for Inventor, you will need:

Inventor 2024 (or later version)

Permission to publish content to Informed Design (via Autodesk Docs)

To Learn how Architectural designers discover, configure, and place Informed Design content, visit the [Informed Design Getting Started Guide for Architectural Designers](#).

#### More Information:

- [Informed Design Help: Minimum Permissions Requirements](#)
- [Informed Design Help: Troubleshoot: WebApp & ACC Docs](#)

### 2. Download and install Informed Design for Inventor

Visit the Informed Design download page for the Inventor add-in.

[Download the Inventor add-in for Informed Design](#)

[Subscribe to the onboarding emails](#)

#### More information:

- [Informed Design Help: Access and Installation Guide](#)
- [Informed Design Help: Troubleshoot: Add-Ins](#)

### 3. Learn

Learn how to unleash the power of Informed Design for Inventor.

[Watch the Informed Design onboarding video](#)

[Follow the step-by-step tutorial](#)

[Visit the Informed Design Help](#)

### 4. Try it out

Test the informed Design workflow on your own dataset.

[\(Optional\) Download sample content for you to test](#)

[Prepare your dataset for publishing to Informed Design](#)

[Create and publish a product definition](#)

[Learn about Codeblocks for input logic](#)

[Understand release management](#)

[Generate fabrication outputs](#)

#### More information:

- [Best practices: Inventor](#)
- [Best practices: iLogic](#)

### 5. Join the Community and provide your feedback

Join the Informed Design community and share your experiences with your peers, receive our latest learning content, and offer your feedback.

[Join the Informed Design Community \(Online forum\)](#)

[Give us your feedback \(Ideas\)](#)

[Visit the Informed Design Knowledge Center \(Blog\)](#)

[Participate in the Informed Design webinars](#)

### Frequently asked questions

Do you have questions? Find the answers to our most frequently asked questions in our [Informed Design FAQ](#)

## For Technical Managers



### 1. Learn about Autodesk Trust

To get started with Informed Design for Inventor, you will need:

[Learn about Autodesk's commitments to security, privacy, and risk.](#)

### 2. Hardware and network requirements

[Click here for the Informed Design system requirements, including information on hardware, network, operating systems, and supported browsers.](#)

### 3. How much does Informed Design cost?

Autodesk Informed Design is currently available to Autodesk subscribers at no additional charge.

Flex tokens are not required to generate outputs from Informed Design. Usage terms may change, so please refer to the official documentation or contact support to confirm the latest details.

### 4. How can I trial Inventor, Revit, or Autodesk Docs?

[Autodesk Inventor and Autodesk Revit are available for a 30-day trial at no cost](#)

[The Autodesk Docs trial is accessed separately](#)

### 5. What are the licensing and permission requirements?

[Learn about the Licensing requirements](#)

[Learn about Autodesk Docs permission requirements](#)

[Learn about compatibility with Autodesk Bridge](#)

#### More information:

- [Visit Autodesk Account Admin Quick Start Guide](#)
- [Learning materials for Autodesk Account managers](#)
- [Join the tech admin community](#)
- [Click here for the complete Technology Admins Guide to Autodesk Informed Design](#)

### Frequently asked questions

Do you have questions? Find the answers to our most frequently asked questions in our [Informed Design FAQ](#)

