

## App Buyers – Information

### General Information for app buyers

To download/purchase an app you need to be signed in to the Autodesk App Store.

For downloading trial and free apps you need to click on the button indicated.

### Free App:

**Autodesk Maya Bonus Tools 2014-2015-2016**  
Autodesk, Inc.  
★★★★★ (2 reviews)

AUTODESK

OS:  Mac OS  Linux  Win64

Language:  English

Free

Download

Download Size: 14 MB  
Release Date: 5/22/2014  
Last Updated: 8/5/2015  
Version Info: 16.0.4  
Website: <http://www.autodesk.com>  
Cust. Support: [adn.apps@autodesk.com](mailto:adn.apps@autodesk.com)

### Trial App:

**DimensionPatrol Trial**  
JTB World  
★★★★★ (1 review)

JTB WORLD JTB World

OS:  Win32 and 64

Language:  English

Trial

Download

Download Size: 1.4 MB  
Release Date: 12/5/2011  
Last Updated: 8/5/2015  
Version Info: 1.3.0  
Website: <http://www.jtbworld.com>  
Cust. Support: [info@jtbworld.com](mailto:info@jtbworld.com)

### Paid App:


For downloading a paid app, click on the button shown. You can also purchase an app in bulk by entering the quantity you would like to purchase above the price. **Note:** Currently you can purchase a maximum of **200** copies. Once you select the number of copies you want to buy click on the “Purchase” button.

### Subscription App:

If publisher chosen “Monthly/Yearly recurring subscription” for their paid app, as a customer you must pay a subscription price to have access to the app/web service for a definite period of time. **After the expiry of subscription date you will be charged the fee monthly/yearly unless you take action to cancel.**

**Note:** If publisher chosen ‘Free 30-day Trial’ for the paid/subscription app, then we suggest you to take advantage of this feature i.e. download the app for free trial and use it for 30 days. If you are satisfied with the app then go for purchasing/subscribing for an app.

Paid app



**DimensionPatrol**  
JTB World  
★★★★★ (0 review)

Like 0 Tweet 0

OS: Win32 and 64  
Language: English

**Description**  
This plug-in highlights dimensions in a drawing for which the user has customized the dimension text.

**USD 2.00**


Qty to Purchase

**Sub total: USD 2.00**

**Buy Now**

Download Size: 1.4 MB  
Release Date: 12/5/2011  
Last Updated: 8/5/2015  
Version Info: 1.3.0  
Website: <http://www.jtbworld.com>  
Cust. Support: [info@jtbworld.com](mailto:info@jtbworld.com)

### Subscription app:



**BlockMatrix**  
TR33 Tools  
★★★★★ (4 reviews)

Like 0 Tweet 0

OS: Win32 and 64  
Language: English

**Description**  
BlockMatrix delivers powerful, easy editing of block attributes in a familiar spreadsheet style format.

**USD 39.99/Year**

**Subscribe Now**

**Free 30-Day Trial**

Download Size: 1.4 MB  
Release Date: 7/24/2013  
Last Updated: 10/1/2015  
Version Info: 1.4.1  
Website: [www.tr33tools.com](http://www.tr33tools.com)  
Cust. Support: [tr33tools@gmail.com](mailto:tr33tools@gmail.com)

### Autodesk Subscription Program App:

For downloading an Autodesk Subscription App, click on the Subscription App button. You need to be an Autodesk Subscription customer with an applicable Subscription to download that App. Once you sign-in with your Subscription ID the 'Please Sign in First' button will change to display 'Download'.



**Space Naming Utility**  
Autodesk, Inc.  
★★★★★ (7 reviews)

Like 9 Tweet

OS: Win32 and 64  
Language: English

**Description**  
The Space Naming Utility for Autodesk® Revit® MEP software is an intuitive tool that automatically assigns the names and numbers from architectural rooms to Revit MEP spaces. By downloading the Space Naming Utility for Revit MEP software, you can eliminate the need to manually assign names to the spaces, helping save time and simplifying your workflow.

**Download is exclusive to Autodesk Subscription Customers**

**Please Sign in First**

All Autodesk Subscription Benefit Apps are now free for Students, Educators, Educational Institutions! [Create an Account in Education Community](#)

**This app is free for the following Subscription.**  
Autodesk Building Design Suite Premium  
Autodesk Building Design Suite Ultimate  
Autodesk Design Academy  
[More](#)

You need to be an Autodesk Subscription customer to download this App. For detail, visit the [Autodesk Subscription Center](#).

The screenshot shows the Autodesk Exchange App Store page for the 'Space Naming Utility' app. The app is by Autodesk, Inc. and has 7 reviews. It is available for Windows 32 and 64-bit systems and in English. A 'Download' button is highlighted with a red box. To the right, there is a section for 'Exclusive to Autodesk Subscription Customers' with a 'Download' button. Below this, it states that the app is free for certain subscription types: Autodesk Building Design Suite Premium, Autodesk Building Design Suite Ultimate, and Autodesk Design Academy. A description at the bottom states: 'The Space Naming Utility for Autodesk® Revit® MEP software is an intuitive tool that automatically assigns the names and numbers from'.

The first time you click on a Download button for any Free/Trial/Paid/Subscription App, you'll be prompted to read and accept the End user agreement.

The screenshot shows a dialog box titled 'Please read and accept the Terms of Use and End User License Agreement'. It contains three checkboxes for agreement: 'I have read and agree to the Autodesk Exchange Apps Terms of Use', 'I have read and agree to the End User License Agreement' (with a note that the agreement is solely between the publisher/provider and the user), and '(Optional) I would like to receive email from Autodesk, including information about new products and special promotions.' At the bottom right, there is a button labeled 'USD 10.00 | Buy'.

Once you accept the End user agreement the download will start immediately for Free/Trial apps whereas for Paid apps you'll be directed to the payment options. When you download your MSI file, just double-click on it from the saved location on your system to install the app.

If the Publisher has chosen PayPal as the payment system for the app, you can either pay through a PayPal account or pay with a debit or credit card.

## Choose a way to pay

### ▼ Pay with my PayPal account



Log in to your account to complete the purchase

Email

PayPal password

This is a private computer. [What's this?](#)

**Log In**


[Forgot email or password?](#)

### ▶ [Pay with a debit or credit card, or PayPal Credit](#)




(Optional) Join PayPal for faster future checkout


If the Publisher has chosen BlueSnap as the payment system you can pay through different gateways offered by BlueSnap like Credit Card, Wire Transfer, eNets, Skill, PayPal, etc. Also, you can choose the currency in which you want to make the payment.

Note: When you click on the price button a new tab will be opened in the browser for the transaction. If a new tab doesn't open you need to disable the pop-blocker in the browser and try again by clicking on the price button.

 **Secure Order Form**


**Payment Options For Singapore**

-  Credit & Debit Cards
-  **eNETS** (online bank transfer)
-  **Skrill** Skrill (Moneybookers)
- [More Payment Options](#)



Card Number \*

Expiration Date \* 01  2016

Security Code \*   [What is this?](#)

**Shopper Details**

First Name \*

Last Name \*

Email Address \*

Address \*

City \*

Country **Singapore** [\(change\)](#)


Zip/Postal Code \*

Phone \*

**Submit**

**Order Information** Currency: **SGD**

---



Exchange Apps : Chrome28Oct13 

1  13.26 SGD

[Have a coupon?](#)

---

**Total 13.26 SGD**

powered by Symantec

If the app is purchased through PayPal, when the transaction is complete, you should be returned to the download page and the “Download Now” button should appear.

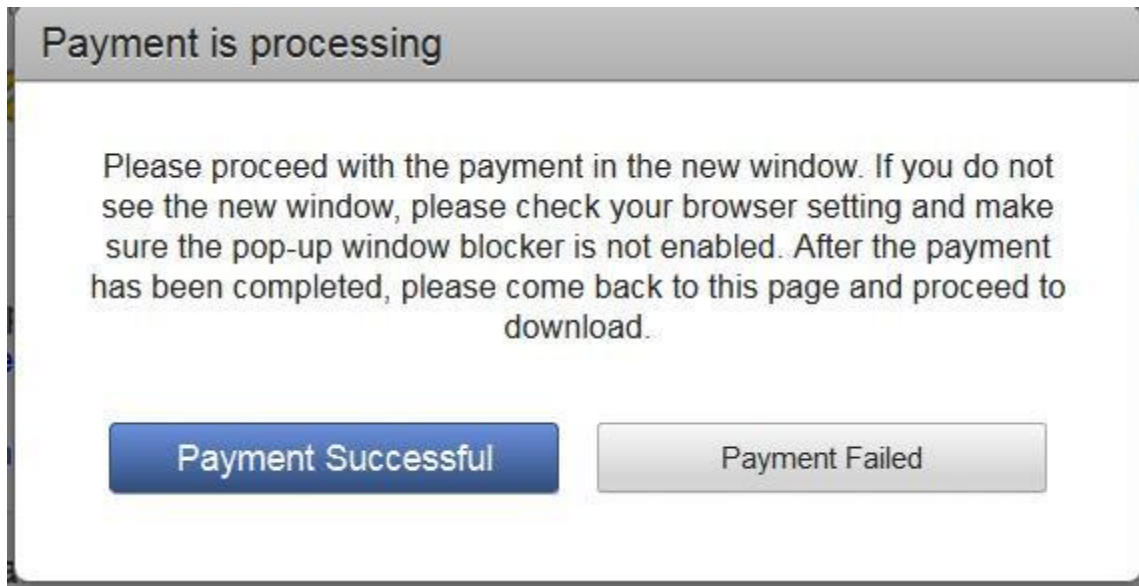
Win32 and 64

English

Download Now

If the app is purchased through BlueSnap, when the transaction is complete, you should click on the app download page tab and click on the ‘Payment Successful’ button, if the transaction is successful. After this you should see ‘Download Now’ button to download the app file. If you still see the price button then please send an email to [appsinfo@autodesk.com](mailto:appsinfo@autodesk.com)

Otherwise if the transaction is failed click on ‘Payment Failed’ button and please send an email to [appsinfo@autodesk.com](mailto:appsinfo@autodesk.com)



You can view a list of apps you have downloaded from the Autodesk App Store in the “MyDownloads” area <https://apps.autodesk.com/MyDownloads>. This can be accessed via the little down arrow in the top right corner of the screen.

In “MyDownloads” section you will also see if there are any updates available for your apps.

### Multi-seat license Distribution

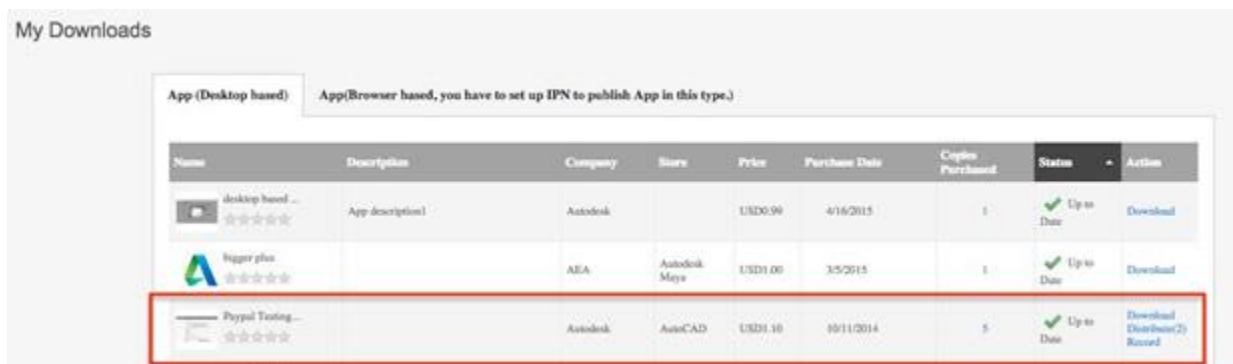
If you have purchased the app in multiple quantity and app requires license to activate then you can use multi seat license distribution option to distribute the license and the app.

Please go to ‘My Downloads’ section in the Autodesk App Store.

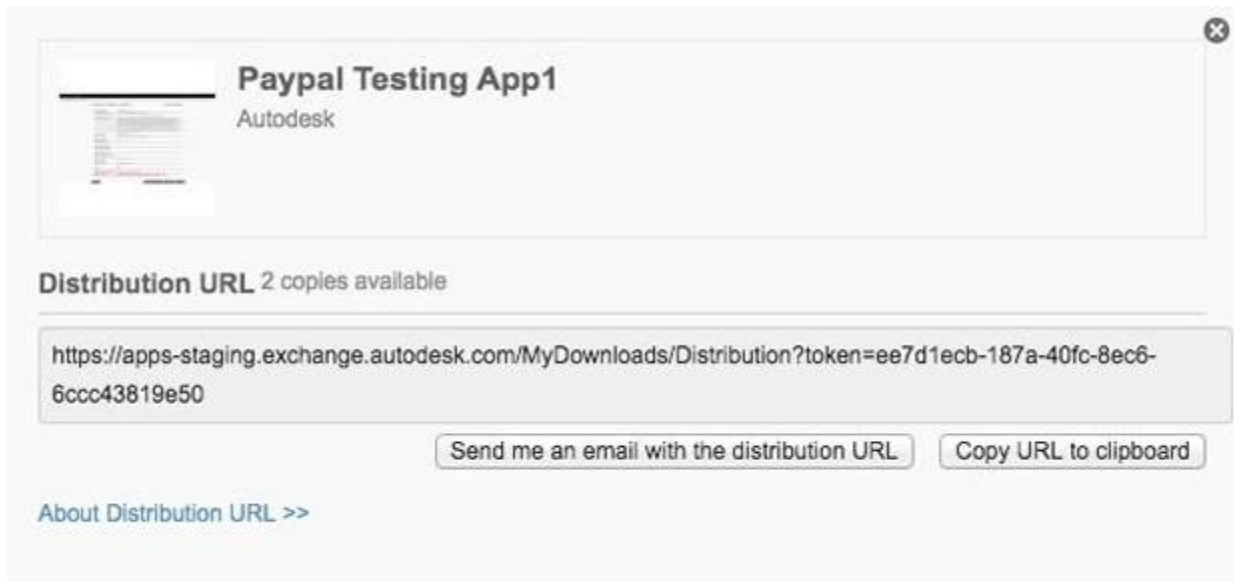
<https://apps.autodesk.com/MyDownloads>

Find the Apps with multi-license

Click on ‘Distribute(x)’



You can send yourself an email with the distribution URL or copy the URL and then you can send the URL to the user to whom you want to distribute the license.



**Paypal Testing App1**  
Autodesk

Distribution URL 2 copies available

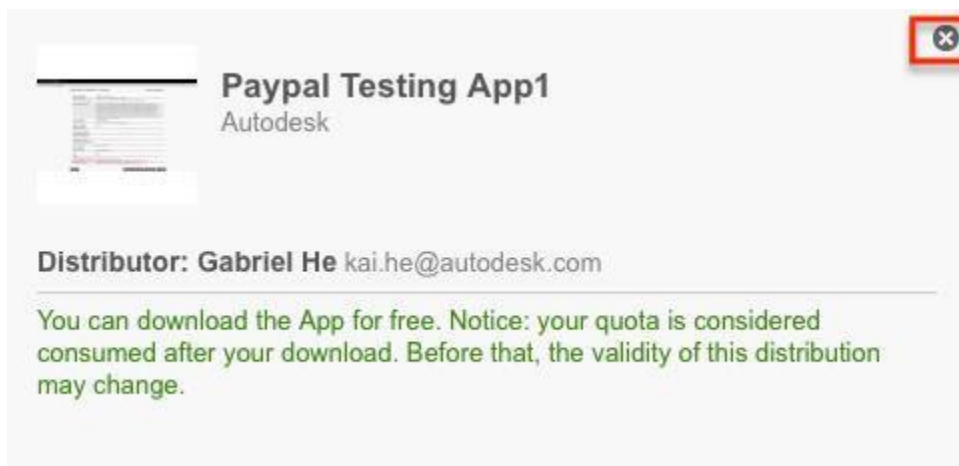
<https://apps-staging.exchange.autodesk.com/MyDownloads/Distribution?token=ee7d1ecb-187a-40fc-8ec6-6ccc43819e50>

Send me an email with the distribution URL Copy URL to clipboard

[About Distribution URL >>](#)

Once the end user receives the distribution URL link and login with the Autodesk App Store sign-in ID, they can see 'Download Now' button and clicking on it at the first instance shows following note.

After that end user need to close this note and click on 'Download Now' again then app gets downloaded.



**Paypal Testing App1**  
Autodesk

Distributor: **Gabriel He** kai.he@autodesk.com

You can download the App for free. Notice: your quota is considered consumed after your download. Before that, the validity of this distribution may change.

Once recipient clicks the download button the license is distributed and you can see the distribution record on your my downloads page.

<https://apps.autodesk.com/MyDownloads>

Click on 'Record'

## My Downloads

App (Desktop based)    App (Browser based, you have to set up IPN to publish App in this type.)

Name	Description	Company	Store	Price	Purchase Date	Copies Purchased	Status	Action
desktop based ... ★★★★★	App description	Autodesk		USD0.99	4/16/2015	1	✓ Up to Date	Download
Hgger plus ★★★★★		AEA	Autodesk Maya	USD1.00	3/5/2015	1	✓ Up to Date	Download
Paypal Testing ... ★★★★★		Autodesk	AutocAD	USD1.10	10/11/2014	5	✓ Up to Date	Download (Distribution?) Record

## Distribution Records:

### My Downloads > Distribution Records

**Paypal Testing App1**  
Autodesk

Token ID	Spare Copies	Consumed	Status	Recipients
ee7d1ecb-187a-40fc-8ec6-6cc043819e50	2	2	Valid	William Xu (2/2/2015 8:09:41 AM) Acad2015 Acad (4/21/2015 2:37:46 AM)