

## What's New in AutoCAD 2022

- Sheen In Liew / Sophia Lee
- Technical Support Specialist | Autodesk



# About Us:

- Liew Sheen In

- Autodesk Technical Support Specialist
- Japan, JP



- Sophia Lee

- Autodesk Technical Support Specialist
- Singapore, SG



- Vinod / Hyuck-Jin will help on answering the questions during the Webinar.

# Polls



# WHAT IS AUTOCAD 2022?

1



**CAD  
Automations**

2



**Seamless  
Connections**

3



**Continuous  
Innovation**

# WHAT IS AUTOCAD 2022?

1



**CAD  
Automations**

2



**Seamless  
Connections**

3



**Continuous  
Innovation**



# AutoCAD including specialized toolsets

Subscribers gain access to industry-specific toolsets



Link : [Work faster and more precisely with specialized toolsets](#)

# WHAT IS AUTOCAD 2022?



**CAD  
Automations**



**Seamless  
Connections**



**Continuous  
Innovation**

# AutoCAD on any device

Desktop, web, and mobile

## AutoCAD Desktop

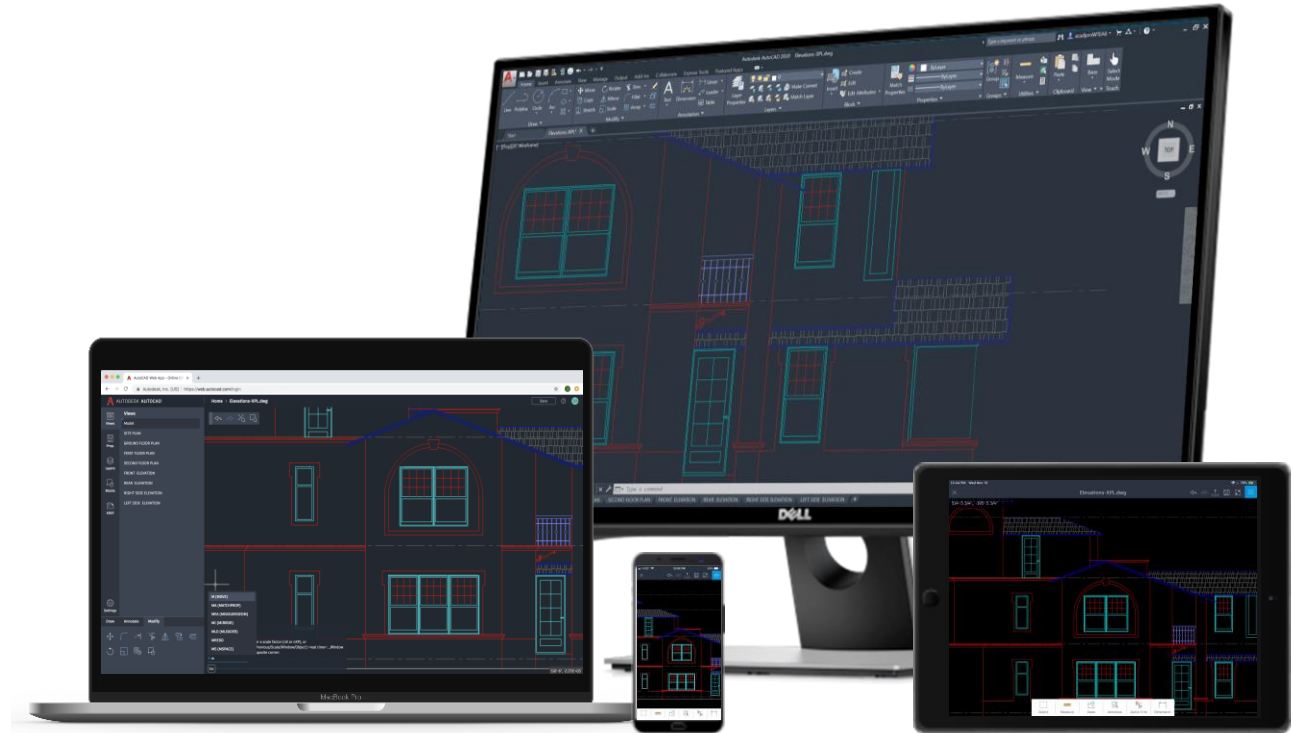
Windows, iOS

## AutoCAD Web

Browser

## AutoCAD Mobile

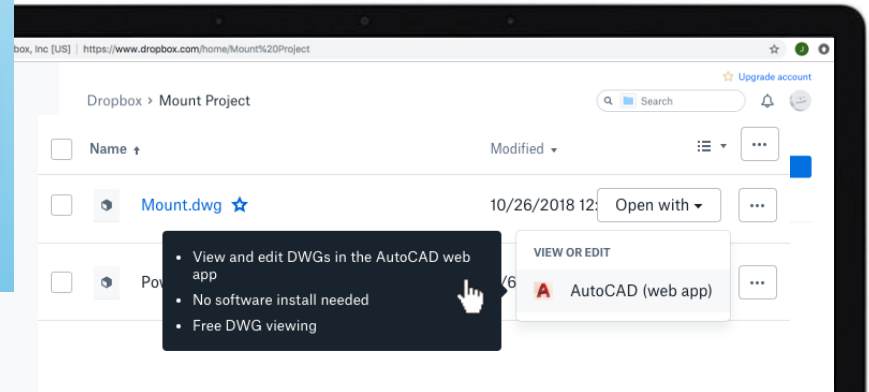

Mobile devices





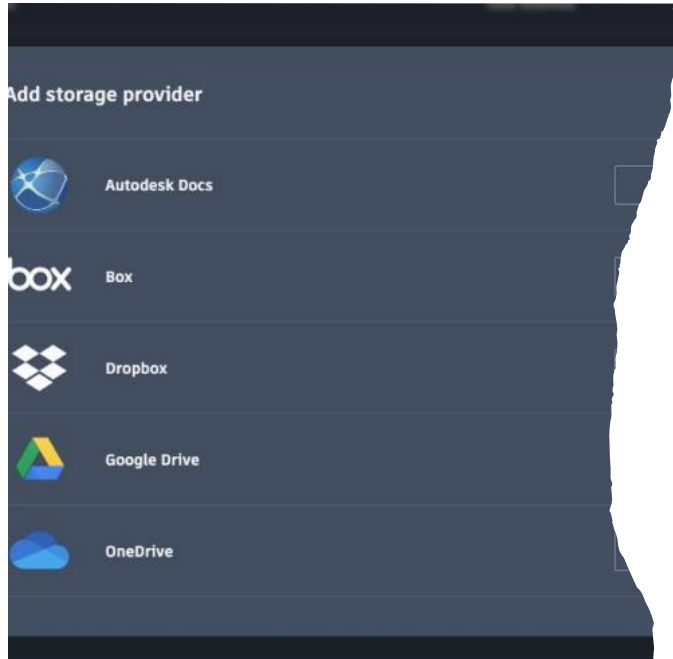
# Cloud storage connectivity

View and edit your CAD drawings stored in the Autodesk's cloud or on any device with leading cloud storage providers.



# Access files wherever you are

Autodesk Drive and Autodesk Docs



Connect

Connect to Autodesk docs from AutoCAD web app

View & edit

View & edit DWGs on devices with no AutoCAD installed


Collaborate

Collaborate with your team members on the real DWG

# WHAT IS AUTOCAD 2022?



**CAD  
Automations**



**Seamless  
Connections**

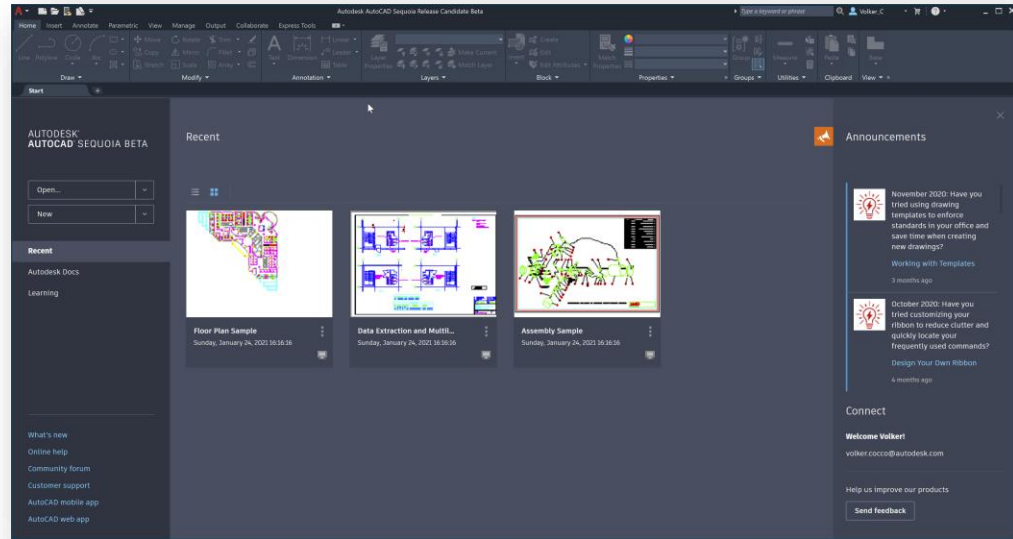


**Continuous  
Innovation**

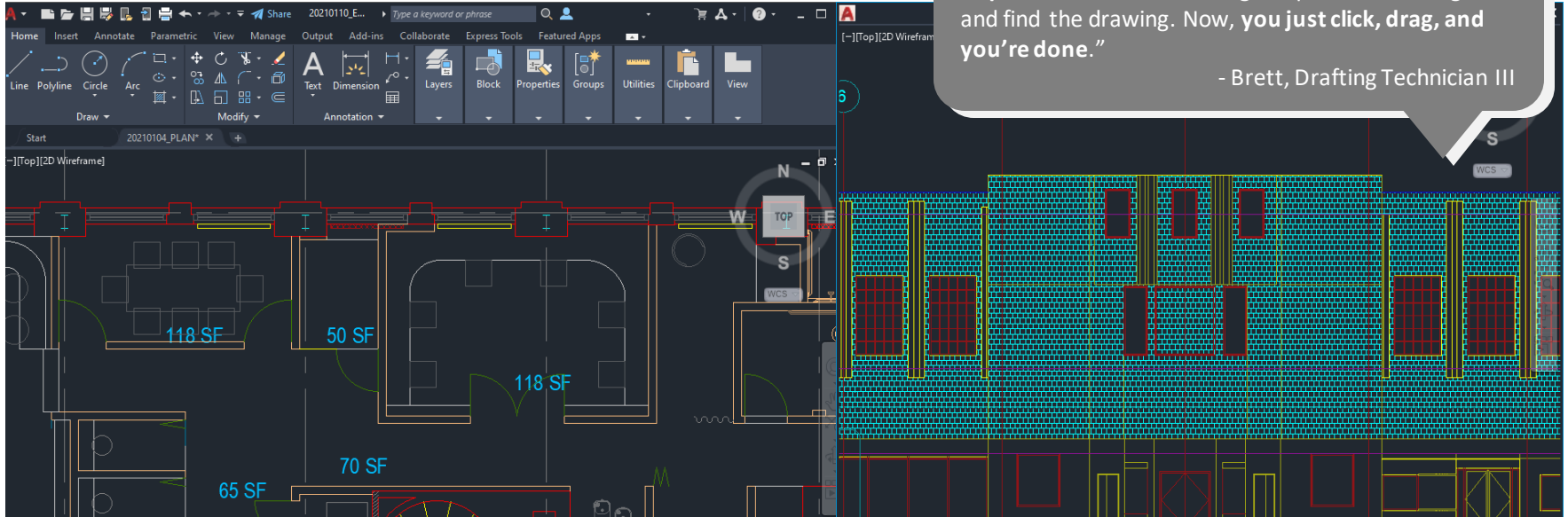
# Start Tab

## Redesigned

- Consistent Design Across All Autodesk Products
- Condensed to One Page
  - Create or Edit Drawings
  - Learn
  - Engage
- Autodesk Docs Integration
  - Open & Save to Connected Drives
    - Desktop Connector



# Floating windows



**View and edit multiple drawings at the same time in fully functional windows side by side, or on multiple monitors, in the same instance of AutoCAD.**





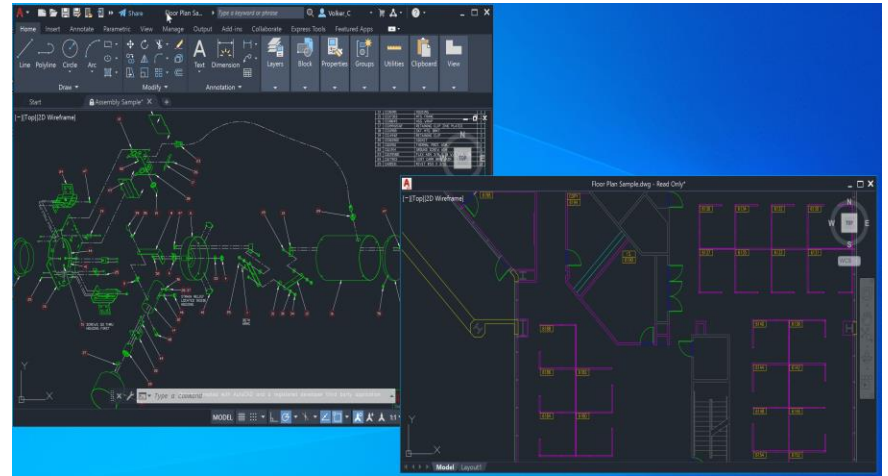
# Floating Drawing Tabs

## Multiple Drawings, One Application

- Drag A File Tab Off Of The AutoCAD Application Window
- Multiple Drawings as Separate Windows
- Display on Separate Monitor
- Floating Drawing Windows  
(What's New in 2022)
- DYNMODE= 1 or 3(default)

## New System Variables

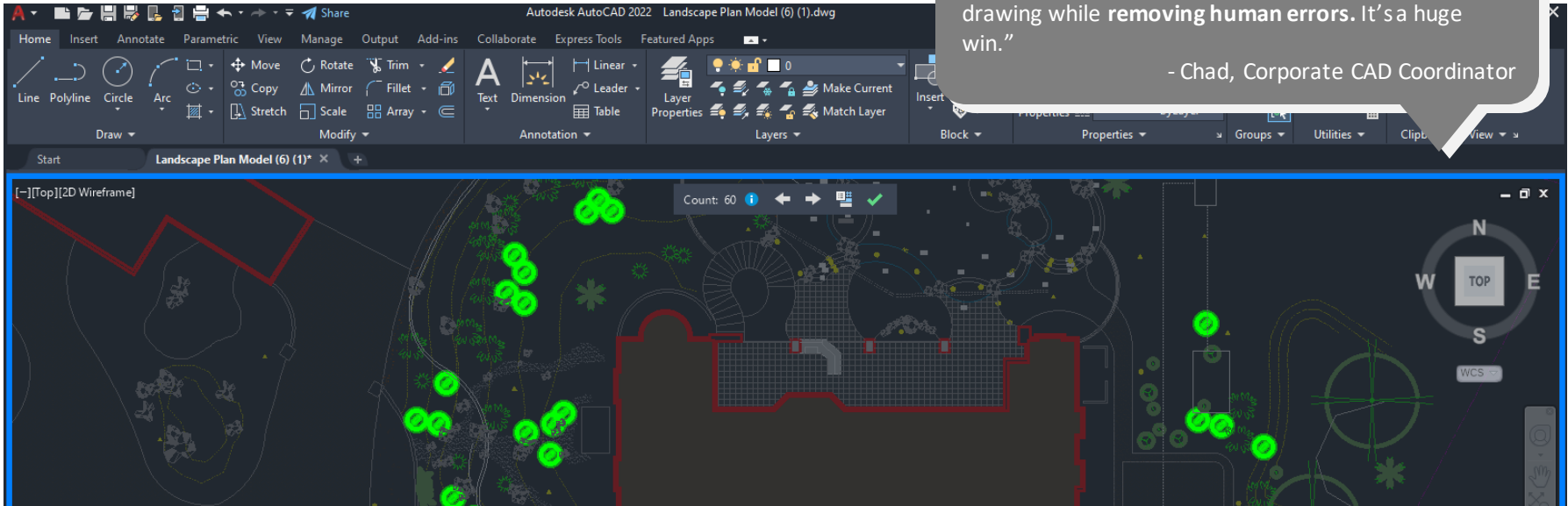
- SYSFLOATING - Controls the dock state of the drawing file tabs.



# Count

“Count will save an immense amount of time by eliminating the block counting exercises within the drawing while removing human errors. It’s a huge win.”

- Chad, Corporate CAD Coordinator

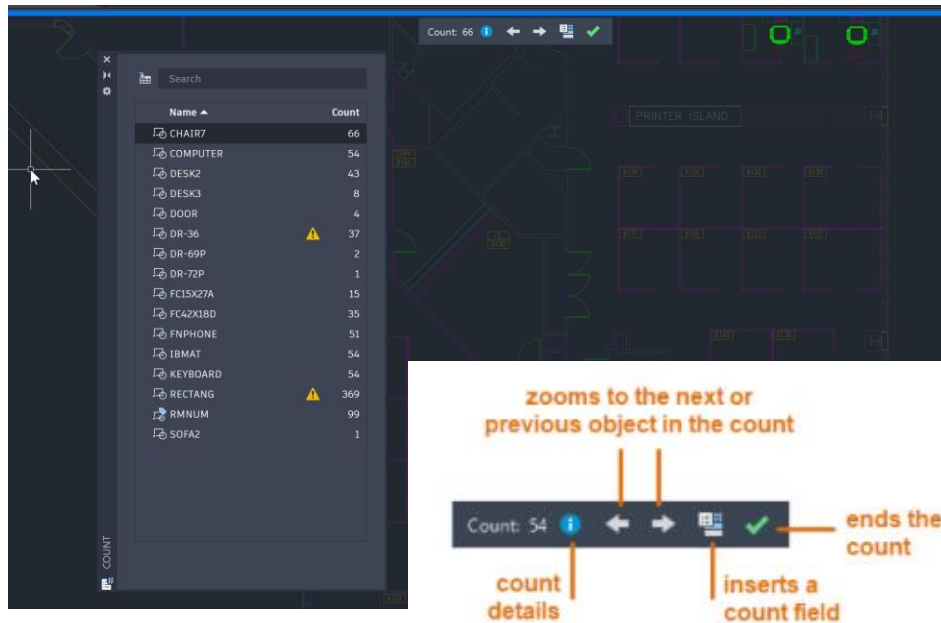


**Automate counting tasks and reduce errors.** Counts of blocks and geometry easily update and can be exported into a dynamic table.

# Count

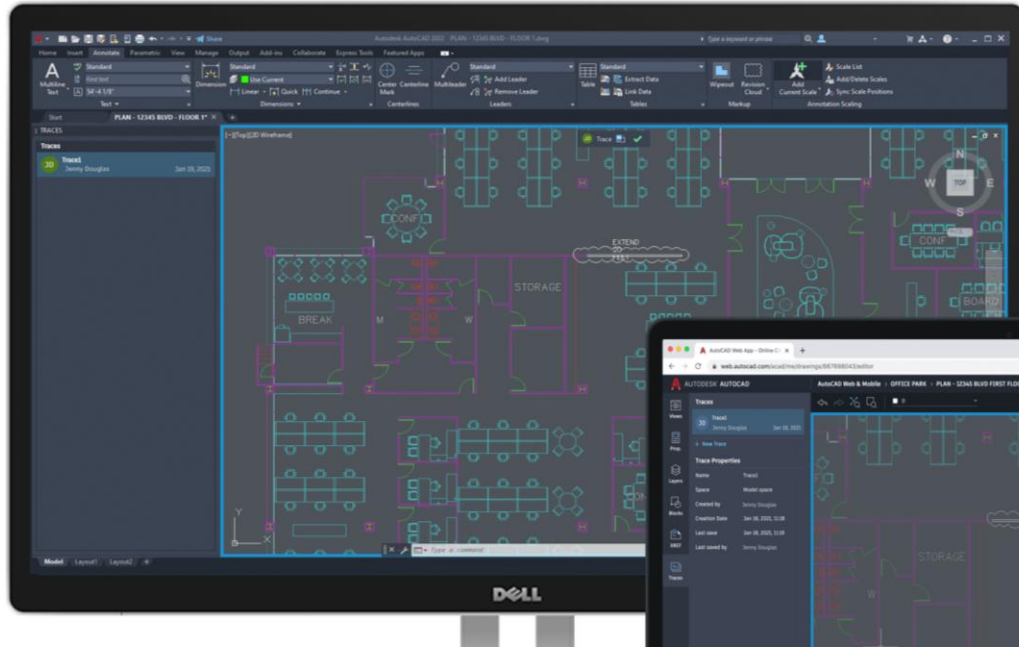
Quickly and accurately count the instances of objects in a drawing

- [Count \(What's New in 2022\)](#)
- [Commands for counting objects](#) (help)
- Offers Visual Count Results
- Control over the count Criteria
- Select Objects in Model space
- Use Count Palette to count specific Objects
- Create Table

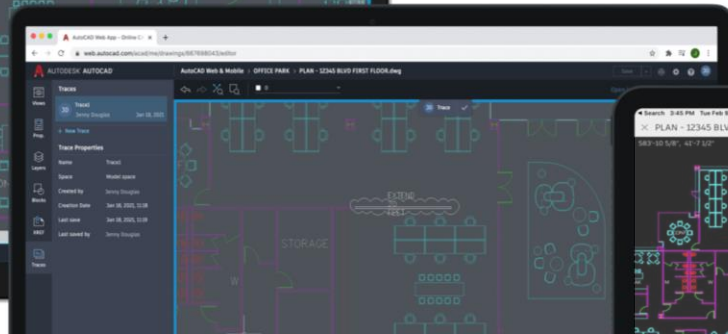


# Trace

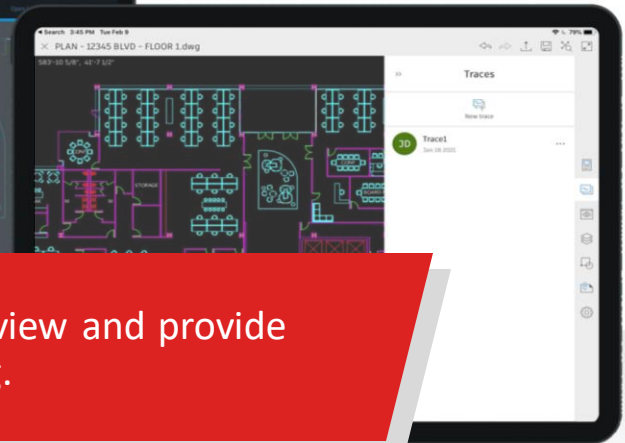
AutoCAD on desktop



AutoCAD web app



AutoCAD mobile app

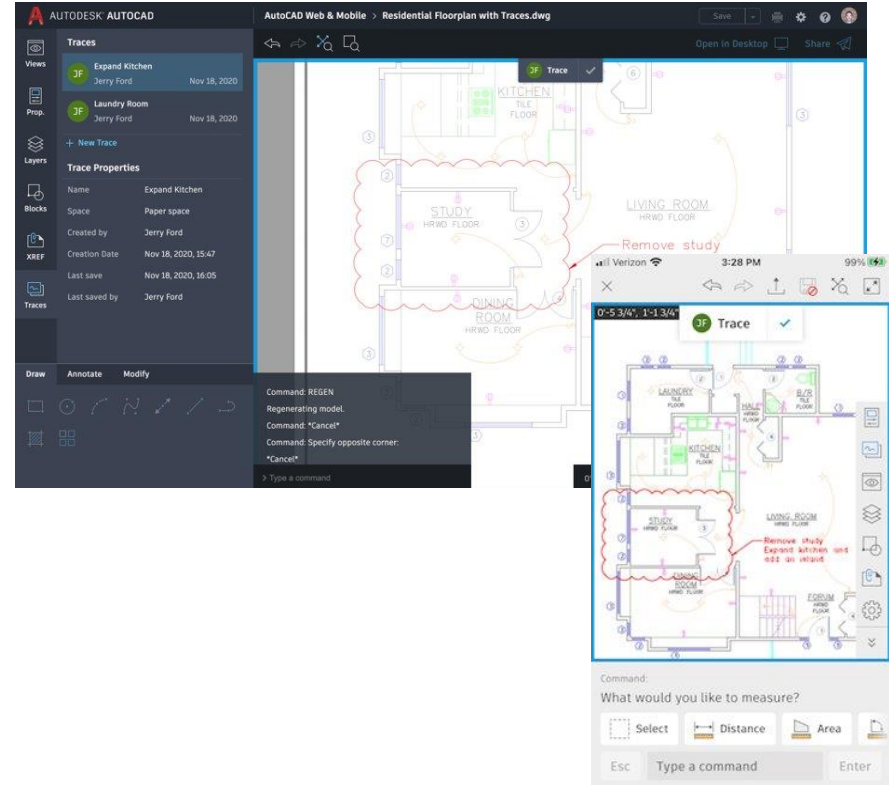


**Streamline the review process and enhance collaboration. Safely review and provide feedback on a DWG in AutoCAD without altering the existing drawing.**

# Trace

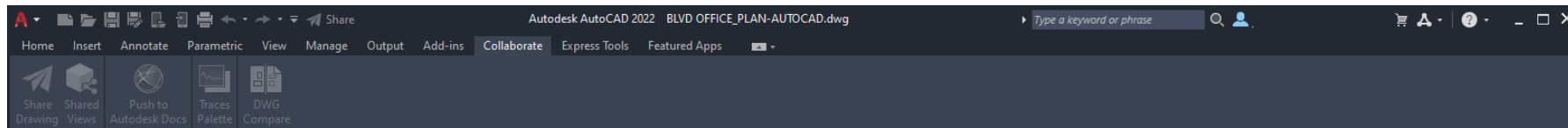
Provides a safe space to collaborate on drawing changes

- Allows users to insert objects such as Text, Revclouds and other geometry etc to create markups or provide feedback in drawings
- Does not affect existing geometry in the drawing
- Similar to having a virtual, collaborative tracing paper laid over the drawing
- Only can be created in AutoCAD web & mobile app but viewable on all platforms
- [Trace \(What's New in 2022\)](#)





# Share



**Securely send controlled copies of your drawings to your team and colleagues, establishing access for view only and editing.**

## Share a link to this drawing

Share a copy of the current version of this drawing, including xrefs. Link expires in seven days.

[Learn more](#)

### View only

Anyone with a link can view the drawing, but can't modify or save a copy

### Edit and save a copy

Anyone with a link can edit and save a new version of the drawing

[https://web.autocad.com/acad/me/sid/shares/drawings/81c1284f-7f8e-4ebd-b\\_](https://web.autocad.com/acad/me/sid/shares/drawings/81c1284f-7f8e-4ebd-b_)

Preview

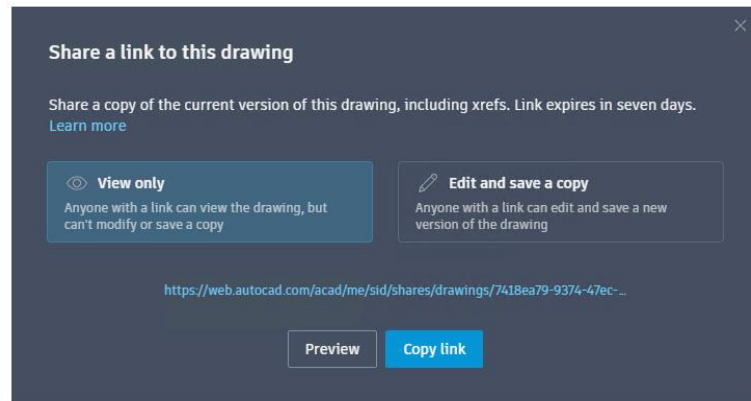
Copy link

ELEVATORS

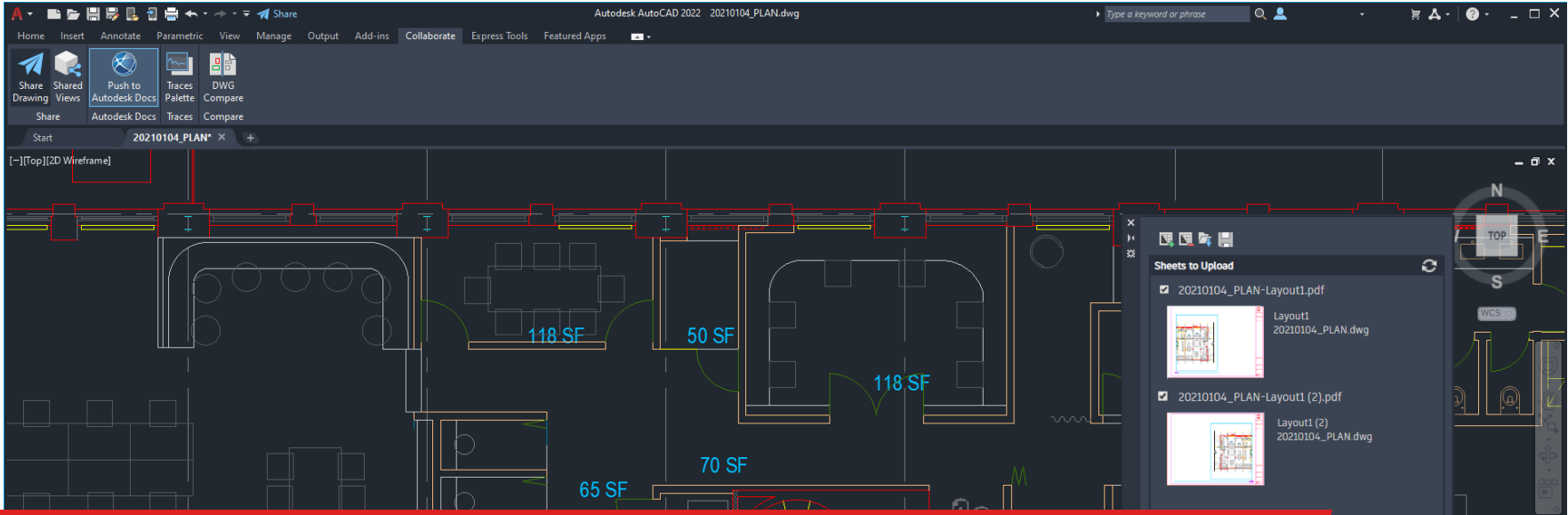
# Share

Collaborate by sharing drawings with your preferred permission level

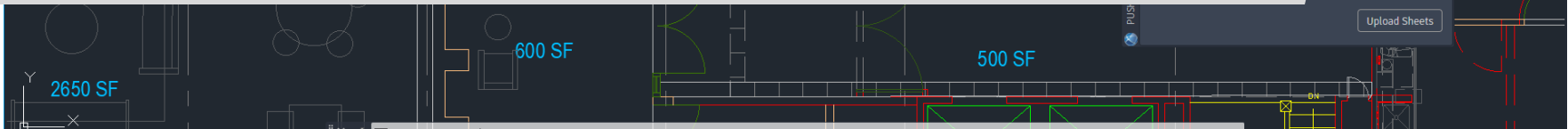
- Share a link a copy of the current drawing to view or edit in the AutoCAD web app
- Choose between two permission levels for recipients: **View only** and **Edit and save a copy**
- Sharing link valid only for **7 days**
- Related dependent files such as xrefs, images etc are included
- [Share Current Drawing \(What's New in 2022\)](#)



# Push to Autodesk Docs



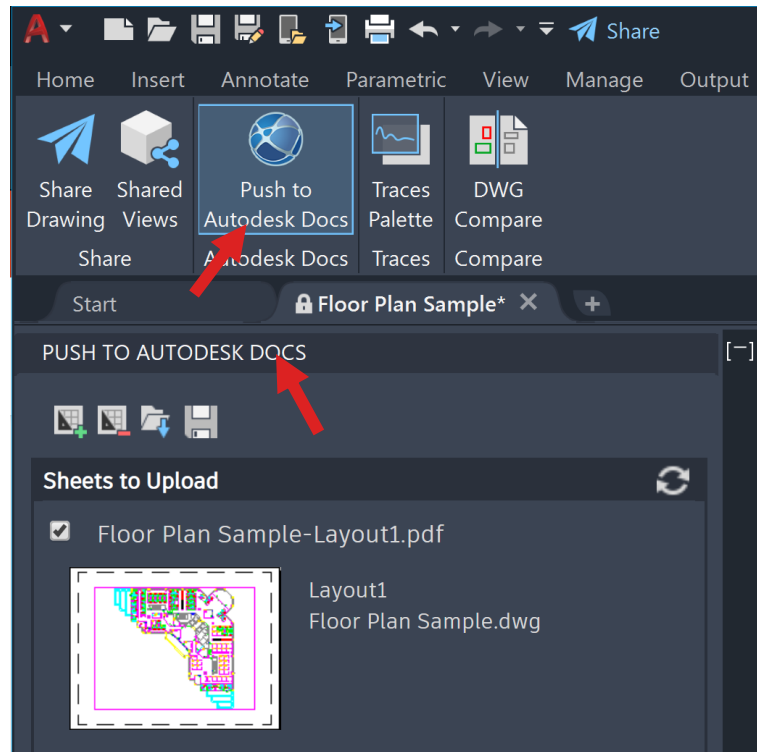
**Improve efficiency and reduce steps by publishing your CAD drawing sheets as PDFs from AutoCAD to Autodesk Docs.**



# Push to Autodesk Docs

Improving efficiency and streamlining publishing workflow

- Users can publish their AutoCAD drawing sheets directly from AutoCAD desktop to Autodesk Docs
- 2022 : Built-in feature  
2018-2021: Same functionality can be achieved with separate extension 'Autodesk® Docs Extension for AutoCAD®'  
(available in [Autodesk app store](#))
- AEC Collection subscribers' benefit
- [Push to Autodesk Docs \(What's New in 2022\)](#)



# AutoCAD 2022

Connected CAD

Trusted by millions

- Time-saving specialized toolsets with industry-specific functionality
- Greater mobility with new web and mobile apps
- Access to valuable new features and improvements

[Learn More >](#)

[Try >](#)

[Subscribe >](#)

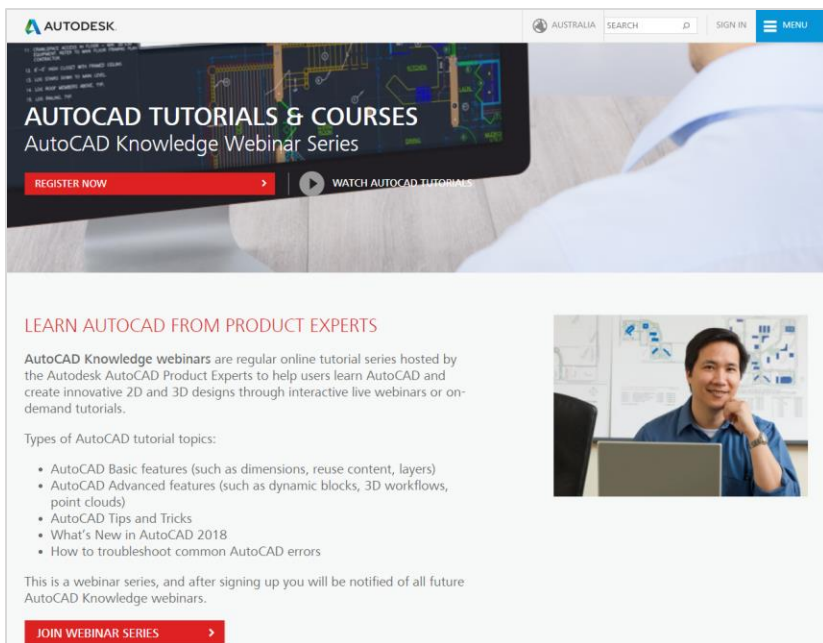
[AutoCAD 2022 System Requirements >](#)





# Autodesk Help Webinars Landing Pages

- Our Help Webinars are available here, even if you had to miss any of the sessions.. You can watch them any time !



The screenshot shows the Autodesk Australia website. The header includes the Autodesk logo, the location 'AUSTRALIA', a search bar, and 'SIGN IN' and 'MENU' links. The main banner features the text 'AUTOCAD TUTORIALS & COURSES' and 'AutoCAD Knowledge Webinar Series' with a 'REGISTER NOW' button and a 'WATCH AUTOCAD TUTORIALS' button. Below the banner, there is a section titled 'LEARN AUTOCAD FROM PRODUCT EXPERTS' with a paragraph describing the webinar series and a list of topics. A photo of a man in a blue shirt sitting at a computer is also visible. At the bottom of the section is a 'JOIN WEBINAR SERIES' button.

**AUTODESK** AUSTRALIA SEARCH SIGN IN MENU

## AUTOCAD TUTORIALS & COURSES

AutoCAD Knowledge Webinar Series

REGISTER NOW WATCH AUTOCAD TUTORIALS

### LEARN AUTOCAD FROM PRODUCT EXPERTS

AutoCAD Knowledge webinars are regular online tutorial series hosted by the Autodesk AutoCAD Product Experts to help users learn AutoCAD and create innovative 2D and 3D designs through interactive live webinars or on-demand tutorials.

Types of AutoCAD tutorial topics:

- AutoCAD Basic features (such as dimensions, reuse content, layers)
- AutoCAD Advanced features (such as dynamic blocks, 3D workflows, point clouds)
- AutoCAD Tips and Tricks
- What's New in AutoCAD 2018
- How to troubleshoot common AutoCAD errors

This is a webinar series, and after signing up you will be notified of all future AutoCAD Knowledge webinars.

JOIN WEBINAR SERIES

## AutoCAD Landing Pages by Country :

[www.autodesk.com.au/campaigns/autocad-tutorials](http://www.autodesk.com.au/campaigns/autocad-tutorials)

[www.autodesk.com.sg/campaigns/autocad-tutorials](http://www.autodesk.com.sg/campaigns/autocad-tutorials)

[www.autodesk.in/campaigns/autocad-tutorials](http://www.autodesk.in/campaigns/autocad-tutorials)

# Q&A





**AUTODESK®**

Make anything™