
Autodesk® PowerShape® 2018

快速入门



目录

简介	3
什么是 PowerShape ?	3
启动 PowerShape	4
使用不同的选项启动 PowerShape	5
PowerShape 启动选项表	6
功能区用户界面	7
按钮	9
自定义功能区	10
自定义键盘快捷键	11
快速访问工具栏	12
什么是浏览器 ?	14
打开浏览器	14
使用浏览器	15
关闭浏览器	15
获得 PowerShape 的帮助	16
工具提示	16
上下文相关帮助	17
帮助菜单	17
参考帮助	17
Autodesk Legal Notice	19

简介

以下部分包含使您能够开始使用 PowerShape 的信息：

什么是 PowerShape？（参见页面 3）

启动 PowerShape （参见页面4）

PowerShape 用户界面（参见页面 7）

什么是浏览器？（参见页面 14）

获取 PowerShape 的帮助（参见页面16）

什么是 PowerShape？

PowerShape 是一个强大的 CAD 建模程序，可帮助复杂形状模型进行制造准备。



PowerShape 将曲面、实体和网格建模的优势集合于一体，为模型、模具和高度复杂零件制造商提供了一专业的工具包，您可以使用 PowerShape 从头开始设计复杂的产品。

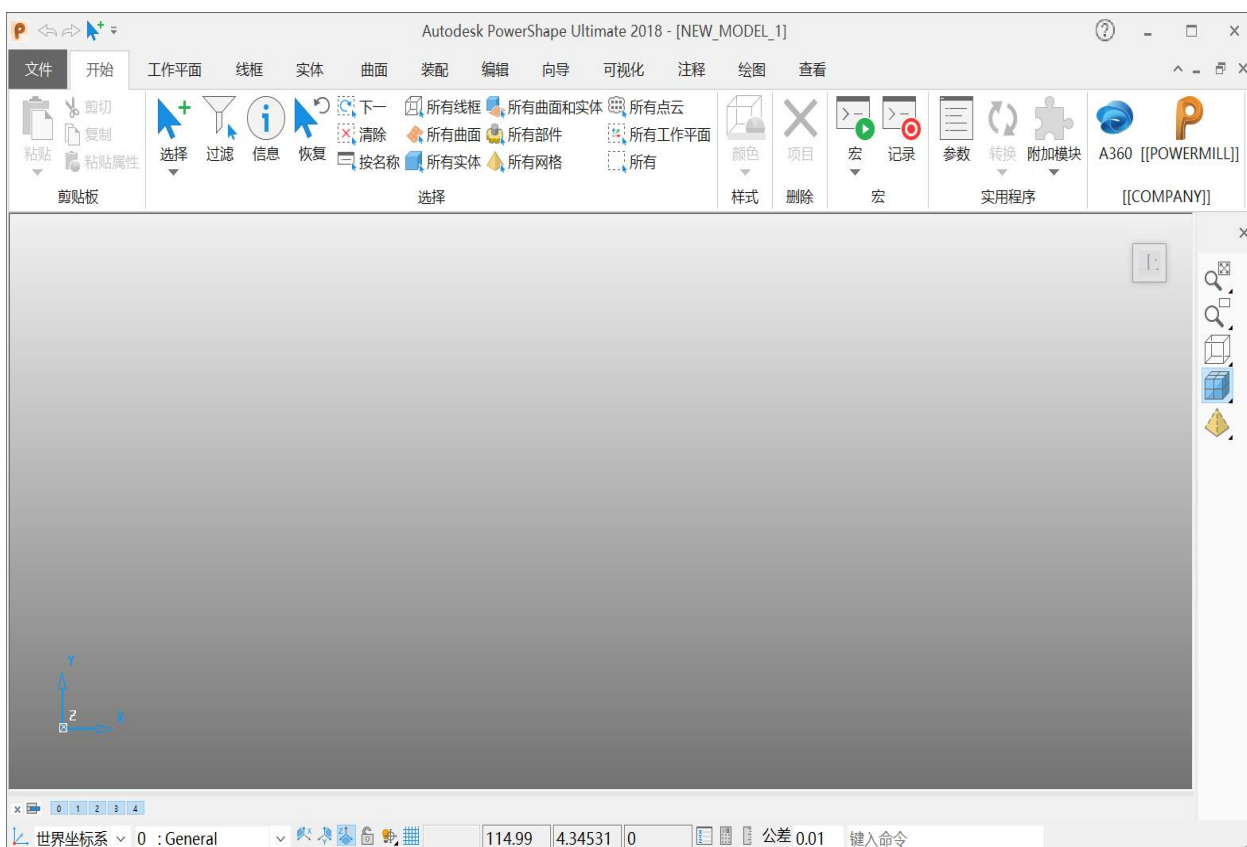
启动 PowerShape

启动 PowerShape:

- 1 从 Windows 开始菜单中，选择所有程序或应用程序。
- 2 选择 Autodesk PowerShape 2018 文件夹。
- 3 选择 PowerShape 2018 。

经过短暂的等待，程序启动。

这是 PowerShape 主窗口:



或者，您可以双击桌面上的 PowerShape 图标  启动 PowerShape。

有关高级启动选项，请参阅：

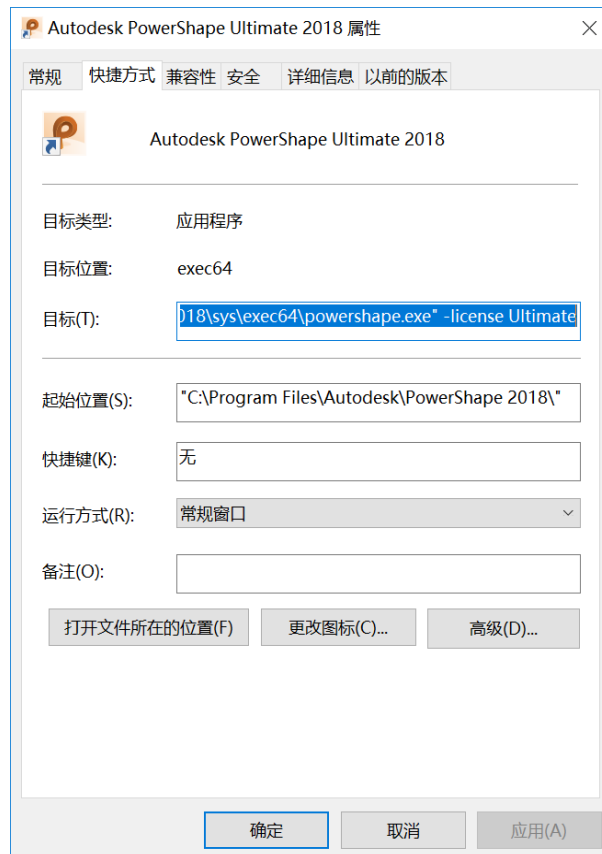
- 使用不同的选项启动 PowerShape（参见页面5）。
- PowerShape 启动选项表（参见页面6）

使用不同的选项启动 PowerShape

您可以通过向程序的属性添加开关，使用不同的选项来启动 PowerShape:

- 1 启动程序之前，右击桌面上的 PowerShape 图标，然后从上下文菜单中选择属性。

将显示 PowerShape 属性对话框，显示以下目标路径:



- 2 在 目标 路径的末尾，输入一个空格，随后是所需的启动模式开关（参见页面6）。

在启动程序之前，使用 目标 路径中的开关 **-help**，您也可以可以在 PowerShape 中查看可用的启动模式。当您启动 PowerShape 时，会显示一个对话框，列出模式。

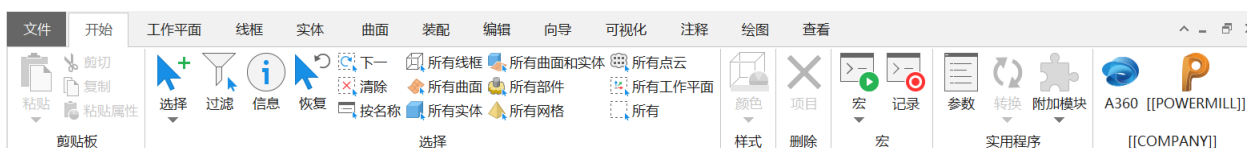
PowerShape 启动选项表

可用的启动模式如下表所示。

启动模式	开关
命令 以 n 勾取层(-1->4)开始 从 n 尺寸数据库核心开始，以 MB 为单位 (1 个或更多) 输入给定文件 加载命名的模型文件 加载命名的库文件 运行宏文件 在运行时将参数传递给宏 查看这些启动模式选项	-check_level n -db_core n -import filename -file filename -library filename -macro filename -macro filename arguments -help
窗口大小 开始时正常尺寸 开始时最大 开始时最小 设置窗口位置、宽度和高度 设置窗口大小和位置	-normal -max -min size x,y,w,h -normal -window_size:0,0,1280,1000

功能区用户界面

PowerShape 使用可定制的功能区界面，包含两种按钮类型（参见页面9）和扩展工具提示（参见页面16）的选项卡。



此外，功能区上方显示的快速访问工具栏使您能够快速执行标准功能，例如保存和撤消，而不使用功能区。



选项卡

选择一个选项卡，使其处于活动状态并显示该选项卡上的按钮：

- **文件** - 显示 **Backstage** 视图，其中包括打开新的或现有模型的选项，保存，打印和访问**选项**对话框。
- **开始** - 使用基本命令，如删除、撤消、剪切、复制和粘贴。您还可以使用对象选择和转换选项，访问宏，参数和加载项。
- **工作平面** - 创建工作平面和点对象，并将对象添加到工作平面组。
- **线框** - 创建直线、圆弧、曲线和其他线框对象，以及使用约束的绘制项。
- **实体** - 创建标准体素对象和实体特征
- **曲面** - 创建标准体素曲面对象，使用 **智能曲面**，并访问制造选项。
- **装配** - 创建组件，将其添加到装配，并管理 **Power Feature**。
- **编辑** - 使用移动、旋转、缩放和偏移等基本变换。您也可以对齐、限制、投影和摹仿变形对象。
- **向导** - 使用 **Toolmaker** 功能分离零件并创建模具。您还可以创建电极，激活扫描和探测设备，并执行级放操作。

- **可视化** - 使用阴影、模型分析和比较选项来检查模型。您还可以指定所选对象的格式。
- **注释** - 创建文本、引出序号和符号对象。您还可以创建尺寸和规划（表格），并指定剖面线图案。
- **绘图** - 创建几何形体和模型视图的图纸。
- **视图** - 在图形窗口中指定模型的视图和外观。
- **管理** - 选择该对象类型时显示特定于对象的编辑选项。例如，如果选择了实体对象，则会显示（实体工具）管理选项卡。此选项卡包含实体-面选择和修改选项，以及 **实体诊断器** 等选项。可用的管理选项卡有：
 - 曲线工具
 - 实体工具
 - 曲面工具
 - 网格工具
 - 点云工具

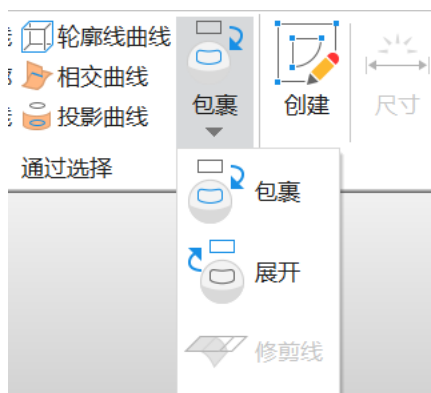


有关更多信息，请参阅参考帮助指南（英文）的用户界面部分。

按钮

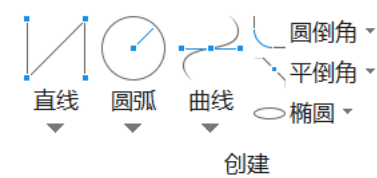
功能区包含两种类型的按钮；菜单按钮和拆分按钮。

点击时，菜单按钮显示一个按钮列表：



从列表中选择要使用的选项。

拆分按钮由两部分组成。单击拆分按钮的顶部可选择当前显示的按钮：



单击拆分按钮的底部可显示按钮列表：

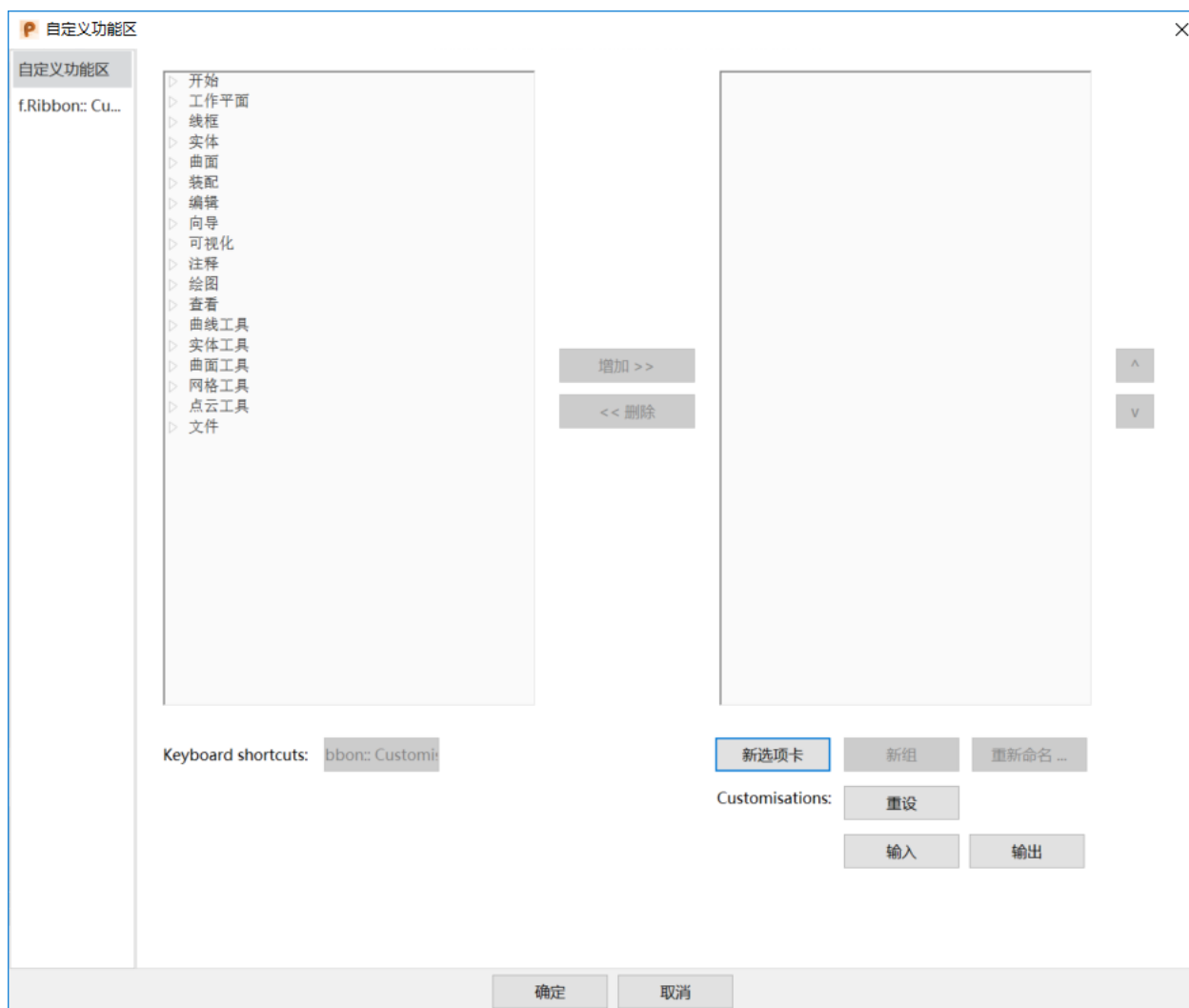


从列表中选择要使用的选项。于是按钮顶部的图标已更新，以反映您的选择。

自定义功能区

您可以使用自定义功能区页面自定义功能区。您可以从功能区添加、移动和删除按钮，并可自定义功能区选项卡和组（面板）。

要显示自定义功能区页面，请右击功能区或快速访问工具栏，然后选择自定义功能区，随后选择对话框左边的自定义功能区。



要向功能区添加按钮：

- 1 选择一个选项卡，然后选择一个面板，从左侧列表中显示按钮。
- 2 选择要添加到功能区的按钮。
- 3 在右侧列表中，选择要添加按钮的选项卡和组（面板）。



您只能将按钮添加到自定义组。

- 4 点击**增加**，将所选按钮添加到所选组。

删除 - 选择右侧列表中的按钮，然后单击此按钮，将其从功能区中删除。

新选项卡 - 点击此按钮可创建新的自定义选项卡。

新组 - 点击此按钮在所选的自定义选项卡中创建新的自定义组或面板。

重新命名 - 选择右侧列表中的项目，然后单击此按钮重新命名它。 这将更改功能区上显示的名称。 您可以在不同的地方为同一个按钮使用不同的名称。

重设 - 单击此按钮将功能区重置为默认值。

输入/输出 - 单击这些按钮可输入 xml 自定义文件，或将自定义选项卡输出为 xml 文件。

要隐藏功能区，请右击功能区或快速访问工具栏，然后选择**收拢功能区**。

自定义键盘快捷键

您可以为选项卡上的选项创建自己的键盘快捷键。

1 单击**文件 > 选项 > 自定义键盘快捷键**。

2 使用**自定义**对话框的**菜单快捷键**选项卡指定您自己的快捷键：



菜单 - 从下拉列表中选择一个命令类别。

菜单项 - 选择要为其创建快捷方式的命令。

快捷键 - 所选命令的当前快捷键。 如果快捷键不存在，无显示在框中。

替换 - 要用于所选菜单选项的快捷键

Ctrl / Alt / Shift - 选择一个选项，使用该键作为快捷键的一部分。

键 - 可用于快捷键的键列表。 如果没有选择 **Ctrl / Alt / Shift** 键，则只能选择 **F** 功能键中的一个。 如果您选择 **Ctrl**，**Alt** 或 **Shift** 键，您可以选择任何字母数字字符或 **F** 功能键。

创建 - 将替换快捷键分配给所选命令。 替代快捷键显示在**快捷键**框中，并在菜单选项旁边。 如果快捷键已经存在，系统会询问您是否要更改其使用。

删除 - 删除所选命令的当前快捷键。无出现在**快捷键**框中。

重设 - 将所有快捷键重置为原始快捷键。

确定 - 关闭对话框。

快速访问工具栏

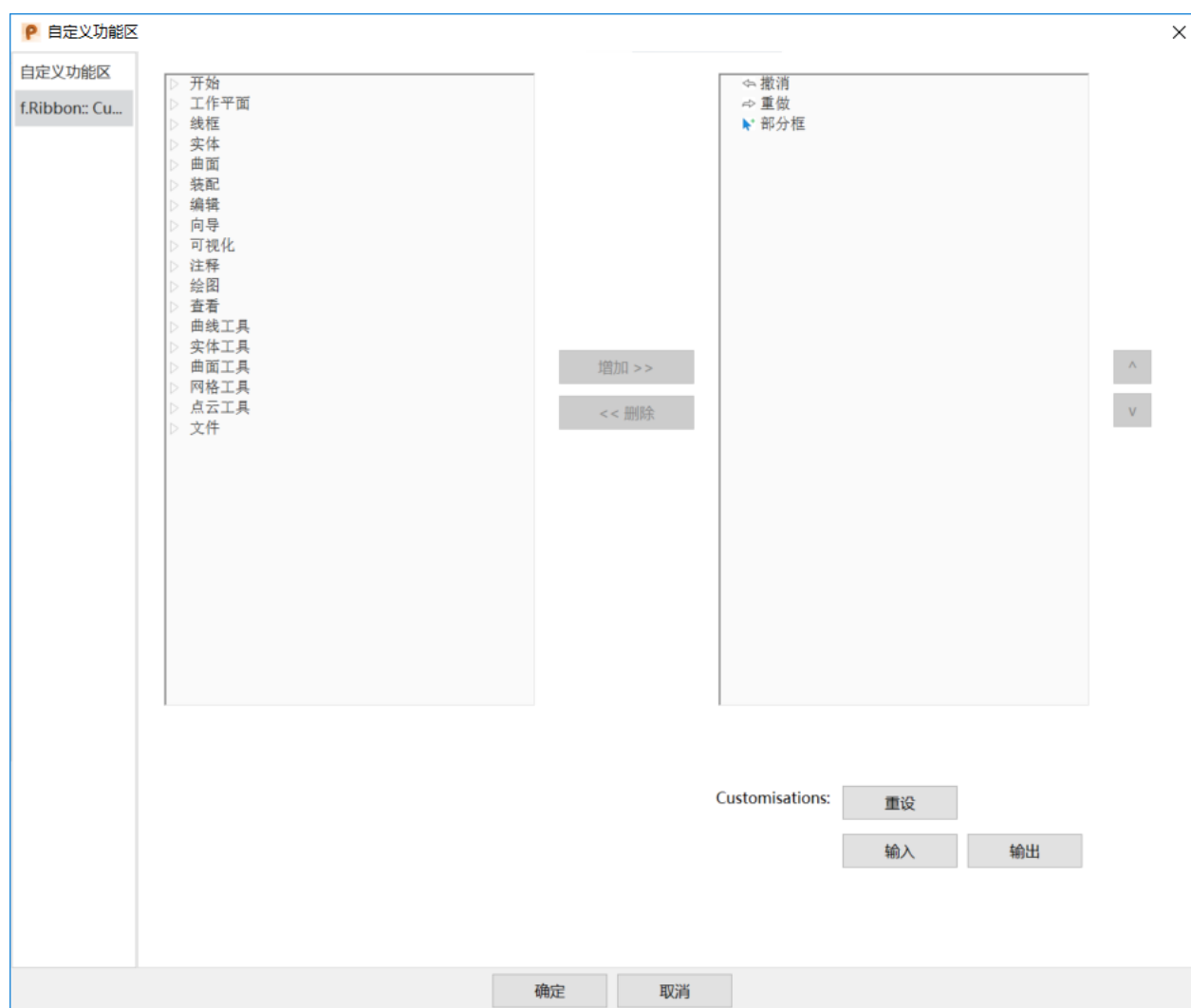
功能区上方显示的快速访问工具栏使您能够快速使用标准功能（如保存和撤销），而不使用功能区：



自定义快速访问工具栏

您可以使用自定义功能区对话框的快速访问工具栏页面添加和删除快速访问工具栏中的按钮。

要显示快速访问工具栏页面，请右击功能区或快速访问工具栏，然后选择自定义快速访问工具栏。



要向快速访问工具栏添加按钮：

- 1 选择一个选项卡，然后选择一个面板，从左侧列表中显示按钮。
- 2 选择要增加到快速访问工具栏的按钮。

3 点击**增加**，添加所选按钮。

删除 - 在右侧列表中选择一个命令，然后单击此按钮，将其从快速访问工具栏中删除。

重设 - 点击此按钮将快速访问工具栏重置为默认值。

输入/输出 - 单击这些按钮可输入 **xml** 自定义文件，或将自定义快速访问工具栏输出为 **xml** 文件。


要移动快速访问工具栏，请右击功能区或工具栏，然后选择**在功能区下方显示快速访问工具栏**，将快速访问工具栏放置在功能区下方，或者取消选择，将其放置在功能区上方。

什么是浏览器？

浏览器是 PowerShape 中的一个额外的支持窗口，其中显示欢迎页面和帮助。

打开浏览器

打开浏览器：

- 1 点击程序窗口右上角的帮助  按钮，
- 2 从帮助菜单中，选择：
 - 目录
 - 快速入门

使用浏览器

单击浏览器中的选项卡，显示信息：

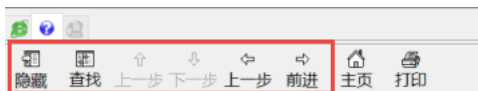


浏览器 - 显示您正在使用的 **PowerShape** 产品的欢迎信息页面。



帮助 - 这将打开参考帮助（英文）指南。

提供的导航按钮可帮助您找到所需的帮助：

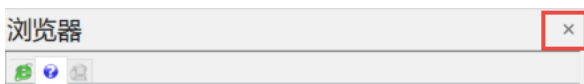


Toolmaker - 此选项卡仅在 **Toolmaker** 向导在浏览器中运行时才有效。

有关浏览器选项卡的更多信息，请参阅获取 **PowerShape** 的帮助（参见页面 16）。

关闭浏览器

要关闭浏览器，单击下图所示叉：



获得 PowerShape 的帮助

您可以通过以下方式之一获得帮助：

- 工具提示（参见页面16）
- 上下文相关帮助（参见页面17）
- 参考帮助（参见页面17）
- 帮助菜单（参见页面17）

工具提示

将光标移到一个按钮上显示其工具提示。短悬停显示第一级工具提示内容，它提供了按钮命令的简短描述：




如果可用，长悬停可显示二级工具提示内容，它提供了一个更详细的解释：



如需进一步的帮助，请按 **F1** 键显示参考帮助的相关页面。

上下文相关帮助


使用 **Shift + F1** 可以访问按钮上的上下文相关帮助。当按住 **Shift** 键并按 **F1** 时，显示 。将其移动到相关按钮，然后单击，例如：



功能区选项卡上显示的按钮上提供了上下文相关帮助，但不包含拆分按钮或菜单按钮列表中的选项。

帮助菜单


使用**帮助**菜单访问有关 **PowerShape** 和 **Autodesk** 的信息。

点击屏幕右上角的**帮助**  按钮显示**帮助**菜单，然后选择以下选项之一：

- **内容** - 在浏览器中显示**参考帮助手册**。
- **新功能** - 在独立的浮动窗口中打开最新的**新功能手册**。
- **快速入门** - 在单独的浮动窗口中显示**快速入门指南**。
- **Autodesk 帐户** - 在首选的网络浏览器中打开 **Autodesk** 帐户管理网页。从这里，您可以管理您订购的所有产品和服务，检查软件更新，并下载其他 **Autodesk** 产品。
- **Autodesk Knowledge Network** - 打开 **Autodesk Knowledge Network** 上的 **PowerShape** 页面。使用此网页访问最新功能，帮助文章和讨论论坛的视频。
- **Web 上的 Autodesk** - 打开 **Autodesk** 主页或 **PowerShape** 主页，了解有关 **Autodesk** 和软件的最新信息。
- **桌面分析** - 显示**数据收集和使用**对话框。该对话框包括有关 **Desktop Analytics** 计划的信息以及一个复选框，您可以指定是否对参与该计划。此设置适用于计算机上安装的所有 **Autodesk** 软件。
- **关于** - 打开关于对话框，其中显示有关您 **PowerShape** 的安装信息。

参考帮助

要使用参考帮助指南：

- 1 单击 **PowerShape** 窗口右上角的**帮助**  按钮，显示**帮助**菜单。
- 2 选择**内容**，在浏览器窗口中显示完整的参考帮助。
- 3 您可以通过选择以下选项来更改显示：



用浏览器全部宽度显示帮助。



显示包含**内容、索引、搜索**和**收藏夹**选项卡的附加窗格，以启用帮助导航。

Autodesk Legal Notice

© 2017 Autodesk, Inc. All Rights Reserved. Except where otherwise noted, this work is licensed under a Creative Commons Attribution-NonCommercial-ShareAlike 3.0 Unported License that can be viewed online at <http://creativecommons.org/licenses/by-nc-sa/3.0/>. This license content, applicable as of 16 December 2014 to this software product, is reproduced here for offline users:

CREATIVE COMMONS CORPORATION IS NOT A LAW FIRM AND DOES NOT PROVIDE LEGAL SERVICES. DISTRIBUTION OF THIS LICENSE DOES NOT CREATE AN ATTORNEY-CLIENT RELATIONSHIP. CREATIVE COMMONS PROVIDES THIS INFORMATION ON AN "AS-IS" BASIS. CREATIVE COMMONS MAKES NO WARRANTIES REGARDING THE INFORMATION PROVIDED, AND DISCLAIMS LIABILITY FOR DAMAGES RESULTING FROM ITS USE.

License

THE WORK (AS DEFINED BELOW) IS PROVIDED UNDER THE TERMS OF THIS CREATIVE COMMONS PUBLIC LICENSE ("CCPL" OR "LICENSE"). THE WORK IS PROTECTED BY COPYRIGHT AND/OR OTHER APPLICABLE LAW. ANY USE OF THE WORK OTHER THAN AS AUTHORIZED UNDER THIS LICENSE OR COPYRIGHT LAW IS PROHIBITED.

BY EXERCISING ANY RIGHTS TO THE WORK PROVIDED HERE, YOU ACCEPT AND AGREE TO BE BOUND BY THE TERMS OF THIS LICENSE. TO THE EXTENT THIS LICENSE MAY BE CONSIDERED TO BE A CONTRACT, THE LICENSOR GRANTS YOU THE RIGHTS CONTAINED HERE IN CONSIDERATION OF YOUR ACCEPTANCE OF SUCH TERMS AND CONDITIONS.

1. Definitions

a. "Adaptation" means a work based upon the Work, or upon the Work and other pre-existing works, such as a translation, adaptation, derivative work, arrangement of music or other alterations of a literary or artistic work, or phonogram or performance and includes cinematographic adaptations or any other form in which the Work may be recast, transformed, or adapted including in any form recognizably derived from the original, except that a work that constitutes a Collection will not be considered an Adaptation for the purpose of this License. For the avoidance of doubt, where the Work is a musical work, performance or phonogram, the synchronization of the Work in timed-relation with a moving image ("synching") will be considered an Adaptation for the purpose of this License.

b. "Collection" means a collection of literary or artistic works, such as encyclopedias and anthologies, or performances, phonograms or broadcasts, or other works or subject matter other than works listed in Section 1(g) below, which, by reason of the selection and arrangement of their contents, constitute intellectual creations, in which the Work is included in its entirety in unmodified form along with one or more other contributions, each constituting separate and independent works in themselves, which together are assembled into a collective whole. A work that constitutes a Collection will not be considered an Adaptation (as defined above) for the purposes of this License.

c. "Distribute" means to make available to the public the original and copies of the Work or Adaptation, as appropriate, through sale or other transfer of ownership.

"License Elements" means the following high-level license attributes as selected by Licensor and indicated in the title of this License: Attribution, Noncommercial, ShareAlike.

e. "Licensor" means the individual, individuals, entity or entities that offer(s) the Work under the terms of this License.

f. "Original Author" means, in the case of a literary or artistic work, the individual, individuals, entity or entities who created the Work or if no individual or entity can be identified, the publisher; and in addition (i) in the case of a performance the actors, singers, musicians, dancers, and other persons who act, sing, deliver, declaim, play in, interpret or otherwise perform literary or artistic works or expressions of folklore; (ii) in the case of a phonogram the producer being the person or legal entity who first fixes the sounds of a performance or other sounds; and, (iii) in the case of broadcasts, the organization that transmits the broadcast.

g. "Work" means the literary and/or artistic work offered under the terms of this License including without limitation any production in the literary, scientific and artistic domain, whatever may be the mode or form of its expression including digital form, such as a book, pamphlet and other writing; a lecture, address, sermon or other work of the same nature; a dramatic or dramatico-musical work; a choreographic work or entertainment in dumb show; a musical composition with or without words; a cinematographic work to which are assimilated works expressed by a process analogous to cinematography; a work of drawing, painting, architecture, sculpture, engraving or lithography; a photographic work to which are assimilated works expressed by a process analogous to photography; a work of applied art; an illustration, map, plan, sketch or three-dimensional work relative to geography, topography, architecture or science; a performance; a broadcast; a phonogram; a compilation of data to the extent it is protected as a copyrightable work; or a work performed by a variety or circus performer to the extent it is not otherwise considered a literary or artistic work.

h. "You" means an individual or entity exercising rights under this License who has not previously violated the terms of this License with respect to the Work, or who has received express permission from the Licensor to exercise rights under this License despite a previous violation.

i. "Publicly Perform" means to perform public recitations of the Work and to communicate to the public those public recitations, by any means or process, including by wire or wireless means or public digital performances; to make available to the public Works in such a way that members of the public may access these Works from a place and at a place individually chosen by them; to perform the Work to the public by any means or process and the communication to the public of the performances of the Work, including by public digital performance; to broadcast and rebroadcast the Work by any means including signs, sounds or images.

j. "Reproduce" means to make copies of the Work by any means including without limitation by sound or visual recordings and the right of fixation and reproducing fixations of the Work, including storage of a protected performance or phonogram in digital form or other electronic medium.

2. Fair Dealing Rights. Nothing in this License is intended to reduce, limit, or restrict any uses free from copyright or rights arising from limitations or exceptions that are provided for in connection with the copyright protection under copyright law or other applicable laws.

3. License Grant. Subject to the terms and conditions of this License, Licensors hereby grants You a worldwide, royalty-free, non-exclusive, perpetual (for the duration of the applicable copyright) license to exercise the rights in the Work as stated below:

- a. to Reproduce the Work, to incorporate the Work into one or more Collections, and to Reproduce the Work as incorporated in the Collections;
- b. to create and Reproduce Adaptations provided that any such Adaptation, including any translation in any medium, takes reasonable steps to clearly label, demarcate or otherwise identify that changes were made to the original Work. For example, a translation could be marked "The original work was translated from English to Spanish," or a modification could indicate "The original work has been modified.";
- c. to Distribute and Publicly Perform the Work including as incorporated in Collections; and,
- d. to Distribute and Publicly Perform Adaptations.

The above rights may be exercised in all media and formats whether now known or hereafter devised. The above rights include the right to make such modifications as are technically necessary to exercise the rights in other media and formats. Subject to Section 8(f), all rights not expressly granted by Licensors are hereby reserved, including but not limited to the rights described in Section 4(e).

4. Restrictions. The license granted in Section 3 above is expressly made subject to and limited by the following restrictions:

- a. You may Distribute or Publicly Perform the Work only under the terms of this License. You must include a copy of, or the Uniform Resource Identifier (URI) for, this License with every copy of the Work You Distribute or Publicly Perform. You may not offer or impose any terms on the Work that restrict the terms of this License or the ability of the recipient of the Work to exercise the rights granted to that recipient under the terms of the License. You may not sublicense the Work. You must keep intact all notices that refer to this License and to the disclaimer of warranties with every copy of the Work You Distribute or Publicly Perform. When You Distribute or Publicly Perform the Work, You may not impose any effective technological measures on the Work that restrict the ability of a recipient of the Work from You to exercise the rights granted to that recipient under the terms of the License. This Section 4(a) applies to the Work as incorporated in a Collection, but this does not require the Collection apart from the Work itself to be made subject to the terms of this License. If You create a Collection, upon notice from any Licensor You must, to the extent practicable, remove from the Collection any credit as required by Section 4(d), as requested. If You create an Adaptation, upon notice from any Licensor You must, to the extent practicable, remove from the Adaptation any credit as required by Section 4(d), as requested.
- b. You may Distribute or Publicly Perform an Adaptation only under: (i) the terms of this License; (ii) a later version of this License with the same License Elements as this License; (iii) a Creative Commons jurisdiction license (either this or a later license version) that contains the same License Elements as this License (e.g., Attribution-NonCommercial-ShareAlike 3.0 US) ("Applicable License"). You must include a copy of, or the URI, for Applicable License with every copy of each Adaptation You Distribute or Publicly Perform. You may not offer or impose any terms on the Adaptation that restrict the terms of the Applicable License or the ability of the recipient of the Adaptation to exercise the rights granted to that recipient under the terms of the Applicable License. You must keep intact all notices that refer to the Applicable License and to the disclaimer of warranties with every copy of the Work as included in the Adaptation You Distribute or Publicly Perform. When You Distribute or Publicly Perform the Adaptation, You may not impose any effective technological measures on the Adaptation that restrict the ability of a recipient of the Adaptation from You to exercise the rights granted to that recipient under the terms of the Applicable License. This Section 4(b) applies to the Adaptation as incorporated in a Collection, but this does not require the Collection apart from the Adaptation itself to be made subject to the terms of the Applicable License.

c. You may not exercise any of the rights granted to You in Section 3 above in any manner that is primarily intended for or directed toward commercial advantage or private monetary compensation. The exchange of the Work for other copyrighted works by means of digital file-sharing or otherwise shall not be considered to be intended for or directed toward commercial advantage or private monetary compensation, provided there is no payment of any monetary compensation in connection with the exchange of copyrighted works.

d. If You Distribute, or Publicly Perform the Work or any Adaptations or Collections, You must, unless a request has been made pursuant to Section 4(a), keep intact all copyright notices for the Work and provide, reasonable to the medium or means You are utilizing: (i) the name of the Original Author (or pseudonym, if applicable) if supplied, and/or if the Original Author and/or Licensor designate another party or parties (e.g., a sponsor institute, publishing entity, journal) for attribution ("Attribution Parties") in Licensor's copyright notice, terms of service or by other reasonable means, the name of such party or parties; (ii) the title of the Work if supplied; (iii) to the extent reasonably practicable, the URI, if any, that Licensor specifies to be associated with the Work, unless such URI does not refer to the copyright notice or licensing information for the Work; and, (iv) consistent with Section 3(b), in the case of an Adaptation, a credit identifying the use of the Work in the Adaptation (e.g., "French translation of the Work by Original Author," or "Screenplay based on original Work by Original Author"). The credit required by this Section 4(d) may be implemented in any reasonable manner; provided, however, that in the case of a Adaptation or Collection, at a minimum such credit will appear, if a credit for all contributing authors of the Adaptation or Collection appears, then as part of these credits and in a manner at least as prominent as the credits for the other contributing authors. For the avoidance of doubt, You may only use the credit required by this Section for the purpose of attribution in the manner set out above and, by exercising Your rights under this License, You may not implicitly or explicitly assert or imply any connection with, sponsorship or endorsement by the Original Author, Licensor and/or Attribution Parties, as appropriate, of You or Your use of the Work, without the separate, express prior written permission of the Original Author, Licensor and/or Attribution Parties.

e. For the avoidance of doubt:

- i. Non-waivable Compulsory License Schemes. In those jurisdictions in which the right to collect royalties through any statutory or compulsory licensing scheme cannot be waived, the Licensor reserves the exclusive right to collect such royalties for any exercise by You of the rights granted under this License;
- ii. Waivable Compulsory License Schemes. In those jurisdictions in which the right to collect royalties through any statutory or compulsory licensing scheme can be waived, the Licensor reserves the exclusive right to collect such royalties for any exercise by You of the rights granted under this License if Your exercise of such rights is for a purpose or use which is otherwise than noncommercial as permitted under Section 4(c) and otherwise waives the right to collect royalties through any statutory or compulsory licensing scheme; and,
- iii. Voluntary License Schemes. The Licensor reserves the right to collect royalties, whether individually or, in the event that the Licensor is a member of a collecting society that administers voluntary licensing schemes, via that society, from any exercise by You of the rights granted under this License that is for a purpose or use which is otherwise than noncommercial as permitted under Section 4(c).

f. Except as otherwise agreed in writing by the Licensor or as may be otherwise permitted by applicable law, if You Reproduce, Distribute or Publicly Perform the Work either by itself or as part of any Adaptations or Collections, You must not distort, mutilate, modify or take other derogatory action in relation to the Work which would be prejudicial to the Original Author's honor or reputation. Licensor agrees that in those jurisdictions (e.g. Japan), in which any exercise of the right granted in Section 3(b) of this License (the right to make Adaptations) would be deemed to be a distortion, mutilation, modification or other derogatory action prejudicial to the Original Author's honor and reputation, the Licensor will waive or not assert, as appropriate, this Section, to the fullest extent permitted by the applicable national law, to enable You to reasonably exercise Your right under Section 3(b) of this License (right to make Adaptations) but not otherwise.

5. Representations, Warranties and Disclaimer

UNLESS OTHERWISE MUTUALLY AGREED TO BY THE PARTIES IN WRITING AND TO THE FULLEST EXTENT PERMITTED BY APPLICABLE LAW, LICENSOR OFFERS THE WORK AS-IS AND MAKES NO REPRESENTATIONS OR WARRANTIES OF ANY KIND CONCERNING THE WORK, EXPRESS, IMPLIED, STATUTORY OR OTHERWISE, INCLUDING, WITHOUT LIMITATION, WARRANTIES OF TITLE, MERCHANTABILITY, FITNESS FOR A PARTICULAR PURPOSE, NONINFRINGEMENT, OR THE ABSENCE OF LATENT OR OTHER DEFECTS, ACCURACY, OR THE PRESENCE OF ABSENCE OF ERRORS, WHETHER OR NOT DISCOVERABLE. SOME JURISDICTIONS DO NOT ALLOW THE EXCLUSION OF IMPLIED WARRANTIES, SO THIS EXCLUSION MAY NOT APPLY TO YOU.

6. **Limitation on Liability.** EXCEPT TO THE EXTENT REQUIRED BY APPLICABLE LAW, IN NO EVENT WILL LICENSOR BE LIABLE TO YOU ON ANY LEGAL THEORY FOR ANY SPECIAL, INCIDENTAL, CONSEQUENTIAL, PUNITIVE OR EXEMPLARY DAMAGES ARISING OUT OF THIS LICENSE OR THE USE OF THE WORK, EVEN IF LICENSOR HAS BEEN ADVISED OF THE POSSIBILITY OF SUCH DAMAGES.

7. **Termination**

a. This License and the rights granted hereunder will terminate automatically upon any breach by You of the terms of this License. Individuals or entities who have received Adaptations or Collections from You under this License, however, will not have their licenses terminated provided such individuals or entities remain in full compliance with those licenses. Sections 1, 2, 5, 6, 7, and 8 will survive any termination of this License.

b. Subject to the above terms and conditions, the license granted here is perpetual (for the duration of the applicable copyright in the Work). Notwithstanding the above, Licensor reserves the right to release the Work under different license terms or to stop distributing the Work at any time; provided, however that any such election will not serve to withdraw this License (or any other license that has been, or is required to be, granted under the terms of this License), and this License will continue in full force and effect unless terminated as stated above.

8. **其它**

- a. Each time You Distribute or Publicly Perform the Work or a Collection, the Licensors offers to the recipient a license to the Work on the same terms and conditions as the license granted to You under this License.
- b. Each time You Distribute or Publicly Perform an Adaptation, Licensors offers to the recipient a license to the original Work on the same terms and conditions as the license granted to You under this License.
- c. If any provision of this License is invalid or unenforceable under applicable law, it shall not affect the validity or enforceability of the remainder of the terms of this License, and without further action by the parties to this agreement, such provision shall be reformed to the minimum extent necessary to make such provision valid and enforceable.
- d. No term or provision of this License shall be deemed waived and no breach consented to unless such waiver or consent shall be in writing and signed by the party to be charged with such waiver or consent.
- e. This License constitutes the entire agreement between the parties with respect to the Work licensed here. There are no understandings, agreements or representations with respect to the Work not specified here. Licensors shall not be bound by any additional provisions that may appear in any communication from You. This License may not be modified without the mutual written agreement of the Licensors and You.
- f. The rights granted under, and the subject matter referenced, in this License were drafted utilizing the terminology of the Berne Convention for the Protection of Literary and Artistic Works (as amended on September 28, 1979), the Rome Convention of 1961, the WIPO Copyright Treaty of 1996, the WIPO Performances and Phonograms Treaty of 1996 and the Universal Copyright Convention (as revised on July 24, 1971). These rights and subject matter take effect in the relevant jurisdiction in which the License terms are sought to be enforced according to the corresponding provisions of the implementation of those treaty provisions in the applicable national law. If the standard suite of rights granted under applicable copyright law includes additional rights not granted under this License, such additional rights are deemed to be included in the License; this License is not intended to restrict the license of any rights under applicable law.

Creative Commons Notice

Creative Commons is not a party to this License, and makes no warranty whatsoever in connection with the Work. Creative Commons will not be liable to You or any party on any legal theory for any damages whatsoever, including without limitation any general, special, incidental or consequential damages arising in connection to this license. Notwithstanding the foregoing two (2) sentences, if Creative Commons has expressly identified itself as the Licensor hereunder, it shall have all rights and obligations of Licensor.

Except for the limited purpose of indicating to the public that the Work is licensed under the CCPL, Creative Commons does not authorize the use by either party of the trademark "Creative Commons" or any related trademark or logo of Creative Commons without the prior written consent of Creative Commons. Any permitted use will be in compliance with Creative Commons' then-current trademark usage guidelines, as may be published on its website or otherwise made available upon request from time to time. For the avoidance of doubt, this trademark restriction does not form part of this License.

Creative Commons may be contacted at <http://creativecommons.org/>.

Certain materials included in this publication are reprinted with the permission of the copyright holder.

Creative Commons FAQ

Autodesk's Creative Commons FAQ can be viewed online at <http://www.autodesk.com/company/creative-commons>, and is reproduced here for offline users.

In collaboration with Creative Commons, Autodesk invites you to share your knowledge with the rest of the world, inspiring others to learn, achieve goals, and ignite creativity. You can freely borrow from the Autodesk Help, Support and Video libraries to build a new learning experience for anyone with a particular need or interest.

What is Creative Commons?

Creative Commons (CC) is a nonprofit organization that offers a simple licensing model that frees digital content to enable anyone to modify, remix, and share creative works.

How do I know if Autodesk learning content and Autodesk University content is available under Creative Commons?

All Autodesk learning content and Autodesk University content released under Creative Commons is explicitly marked with a Creative Commons icon specifying what you can and cannot do. Always follow the terms of the stated license.

What Autodesk learning content is currently available under Creative Commons?

Over time, Autodesk will release more and more learning content under the Creative Commons licenses.

Currently available learning content:

- Autodesk online help-Online help for many Autodesk products, including its embedded media such as images and help movies.
- Autodesk Learning Videos-A range of video-based learning content, including the video tutorials on the Autodesk YouTube™ Learning Channels and their associated iTunes® podcasts.
- Autodesk downloadable materials-Downloadable 3D assets, digital footage, and other files you can use to follow along on your own time.

Is Autodesk learning and support content copyrighted?

Yes. Creative Commons licensing does not replace copyright.

Copyright remains with Autodesk or its suppliers, as applicable. But it makes the terms of use much more flexible.

What do the Autodesk Creative Commons licenses allow?

Autodesk makes some of its learning and support content available under two distinct Creative Commons licenses. The learning content is clearly marked with the applicable Creative Commons license. You must comply with the following conditions:

- Attribution-NonCommercial-ShareAlike (CC BY-NC-SA) This license lets you copy, distribute, display, remix, tweak, and build upon our work noncommercially, as long as you credit Autodesk and license your new creations under the identical terms.
- Attribution-NonCommercial-No Derivative Works (CC BY-NC-ND) This license lets you copy, distribute, and display only verbatim copies of our work as long as you credit us, but you cannot alter the learning content in any way or use it commercially.
- Special permissions on content marked as No Derivative Works For video-based learning content marked as No Derivative Works (ND), Autodesk grants you special permission to make modifications but only for the purpose of translating the video content into another language.

These conditions can be modified only by explicit permission of Autodesk, Inc. Send requests for modifications outside of these license terms to creativecommons@autodesk.com.

Can I get special permission to do something different with the learning content?

Unless otherwise stated, our Creative Commons conditions can be modified only by explicit permission of Autodesk, Inc. If you have any questions or requests for modifications outside of these license terms, email us at creativecommons@autodesk.com.

How do I attribute Autodesk learning content?

You must explicitly credit Autodesk, Inc., as the original source of the materials. This is a standard requirement of the Attribution (BY) term in all Creative Commons licenses. In some cases, such as for the Autodesk video learning content, we specify exactly how we would like to be attributed.

This is usually described on the video's end-plate. For the most part providing the title of the work, the URL where the work is hosted, and a credit to Autodesk, Inc., is quite acceptable. Also, remember to keep intact any copyright notice associated with the work. This may sound like a lot of information, but there is flexibility in the way you present it.

Here are some examples:

"This document contains content adapted from the Autodesk® Maya® Help, available under a Creative Commons Attribution-NonCommercial-Share Alike license. Copyright © Autodesk, Inc."

"This is a Finnish translation of a video created by the Autodesk Maya Learning Channel @ www.youtube.com/mayahowtos. Copyright © Autodesk, Inc."

"Special thanks to the Autodesk® 3ds Max® Learning Channel @ www.youtube.com/3dsmaxhowtos. Copyright © Autodesk, Inc."

Do I follow YouTube's standard license or Autodesk's Creative Commons license?

The videos of the Autodesk Learning Channels on YouTube are uploaded under YouTube's standard license policy. Nonetheless, these videos are released by Autodesk as Creative Commons Attribution-NonCommercial-No Derivative Works (CC BY-NC-ND) and are marked as such.

You are free to use our video learning content according to the Creative Commons license under which they are released.

Where can I easily download Autodesk learning videos?

Most of the Autodesk Learning Channels have an associated iTunes podcast from where you can download the same videos and watch them offline. When translating Autodesk learning videos, we recommend downloading the videos from the iTunes podcasts.

Can I translate Autodesk learning videos?

Yes. Even though our learning videos are licensed as No Derivative Works (ND), we grant everyone permission to translate the audio and subtitles into other languages. In fact, if you want to recapture the video tutorial as-is but show the user interface in another language, you are free to do so. Be sure to give proper attribution as indicated on the video's Creative Commons end-plate. This special permission only applies to translation projects. Requests for modifications outside of these license terms can be directed to creativecommons@autodesk.com.

How do I let others know that I have translated Autodesk learning content into another language?

Autodesk is happy to see its learning content translated into as many different languages as possible. If you translate our videos or any of our learning content into other languages, let us know. We can help promote your contributions to our growing multilingual community. In fact, we encourage you to find creative ways to share our learning content with your friends, family, students, colleagues, and communities around the world. Contact us at creativecommons@autodesk.com.

I have translated Autodesk learning videos into other languages. Can I upload them to my own YouTube channel?

Yes, please do and let us know where to find them so that we can help promote your contributions to our growing multilingual Autodesk community. Contact us at creativecommons@autodesk.com.

Can I repost or republish Autodesk learning content on my site or blog?

Yes, you can make Autodesk learning material available on your site or blog as long as you follow the terms of the Creative Commons license under which the learning content is released. If you are simply referencing the learning content as-is, then we recommend that you link to it or embed it from where it is hosted by Autodesk. That way the content will always be fresh. If you have translated or remixed our learning content, then by all means you can host it yourself. Let us know about it, and we can help promote your contributions to our global learning community. Contact us at creativecommons@autodesk.com.

Can I show Autodesk learning content during my conference?

Yes, as long as it's within the scope of a noncommercial event, and as long as you comply with the terms of the Creative Commons license outlined above. In particular, the videos must be shown unedited with the exception of modifications for the purpose of translation. If you wish to use Autodesk learning content in a commercial context, contact us with a request for permission at creativecommons@autodesk.com.

Can I use Autodesk learning content in my classroom?

Yes, as long as you comply with the terms of the Creative Commons license under which the learning material is released. Many teachers use Autodesk learning content to stimulate discussions with students or to complement course materials, and we encourage you to do so as well.

Can I re-edit and remix Autodesk video learning content?

No, but for one exception. Our Creative Commons BY-NC-ND license clearly states that "derivative works" of any kind (edits, cuts, remixes, mashups, and so on) are not allowed without explicit permission from Autodesk. This is essential for preserving the integrity of our instructors' ideas. However, we do give you permission to modify our videos for the purpose of translating them into other languages.

Can I re-edit and remix Autodesk downloadable 3D assets and footage?

Yes. The Autodesk Learning Channels on YouTube provide downloadable 3D assets, footage, and other files for you to follow along with the video tutorials on your own time. This downloadable material is made available under a Creative Commons Attribution-NonCommercial-ShareAlike (CC BY-NC-SA) license. You can download these materials and experiment with them, but your remixes must give us credit as the original source of the content and be shared under the identical license terms.

Can I use content from Autodesk online help to create new materials for a specific audience?

Yes, if you want to help a specific audience learn how to optimize the use of their Autodesk software, there is no need to start from scratch. You can use, remix, or enrich the relevant help content and include it in your book, instructions, examples, or workflows you create, then Share-Alike with the community. Always be sure to comply with the terms of the Creative Commons license under which the learning content is released.

What are the best practices for marking content with Creative Commons Licenses?

When reusing a CC-licensed work (by sharing the original or a derivative based on the original), it is important to keep intact any copyright notice associated with the work, including the Creative Commons license being used. Make sure you abide by the license conditions provided by the licensor, in this case Autodesk, Inc.

Trademarks

The following are registered trademarks or trademarks of Autodesk, Inc., and/or its subsidiaries and/or affiliates in the USA and other countries: 123D, 3ds Max, Alias, ATC, AutoCAD LT, AutoCAD, Autodesk, the Autodesk logo, Autodesk 123D, Autodesk Homestyler, Autodesk Inventor, AutoSnap, BIM 360, Buzzsaw, CADmep, CAMduct, Civil 3D, Configurator 360, Dancing Baby (image), DWF, DWG, DWG (design/logo), DWG Extreme, DWG TrueConvert, DWG TrueView, DWGX, DXF, Ember, ESTmep, FBX, Flame, FormIt 360, Fusion 360, Glue, Heidi, Homestyler, InfraWorks, Instructables, Instructables (stylized robot design/logo), Inventor, Inventor HSM, Inventor LT, Maya, Maya LT, Moldflow Plastics Advisers, Moldflow, MotionBuilder, Mudbox, Navisworks, Opticore, P9, Pier 9, Pixlr, Pixlr-o-matic, Publisher 360, RasterDWG, RealDWG, ReCap, ReCap 360, Remote, Revit LT, Revit, Scaleform, Showcase, Showcase 360, SketchBook, Softimage, Spark & Design, Spark Logo, Tinkercad, Tinkerplay, TrustedDWG, VRED

所有其他品牌名称、产品名称或商标均属于其各自的持有者。

Disclaimer

THIS PUBLICATION AND THE INFORMATION CONTAINED HEREIN IS MADE AVAILABLE BY AUTODESK, INC. "AS IS." AUTODESK, INC. DISCLAIMS ALL WARRANTIES, EITHER EXPRESS OR IMPLIED, INCLUDING BUT NOT LIMITED TO ANY IMPLIED WARRANTIES OF MERCHANTABILITY OR FITNESS FOR A PARTICULAR PURPOSE REGARDING THESE MATERIALS.



Except where otherwise noted, this work is licensed under a Creative Commons Attribution-NonCommercial-ShareAlike 3.0 Unported License. Please see the Autodesk Creative Commons FAQ for more information.

Index

A

Autodesk Legal Notice • 19

B

Buttons • 9

C

Closing the Browser • 15
Context-sensitive help • 17
Customizing keyboard shortcuts • 11
Customizing the ribbon • 9

G

Getting Help with PowerShape • 16

H

Help menu • 17

I

Introduction • 3

O

Opening the Browser • 14

Q

Quick Access toolbar • 12

R

Reference Help • 18
Ribbon user interface • 7

S

Starting PowerShape • 4
Starting PowerShape using different options • 5

T

Table of PowerShape start options • 6
Tooltips • 16

U

Using the Browser • 15

W

What is PowerShape? • 3
What is the Browser? • 14