




Capability Chart



		Fusion 360 with Netfabb Premium Subscription (FLEX/monthly/annual terms)	Fusion 360 with Netfabb Ultimate Subscription (FLEX/monthly/annual terms)	Netfabb Local Simulation Subscription (FLEX/monthly/annual terms)
Included Software & Services	Fusion 360 Import CAD files from multiple formats to simplify and modify existing models, create new parts and assemblies, perform FEA simulation, and generate manufacturing plans for other part creation methods.	✓ (1 named user)	✓ (1 named user)	✓ (1 named user)
	Fusion 360 Additive Build Extension Quickly create subtractive finishing operations and machine precise features with high-quality surface finishes.	✓ (1 named user)	✓ (1 named user)	-

Product Features


		Fusion 360 with Netfabb Premium	Fusion 360 with Netfabb Ultimate	Netfabb Local Simulation
Model Import, Export, & Mesh Repair	Import common file formats Import common CAD formats, such as SolidWorks®, Catia®, NX®, Inventor®, Fusion 360® and more; as well as common 3D file and slice formats.	✓	✓	-
	Batch import and repair Add multiple files to your project simultaneously and perform automatic repair during import.	✓	✓	-
	Solid model repair Load solid models of CAD files and retessellate as needed to the appropriate level of detail for the task at-hand.	✓	✓	-
	Automatic mesh repair Run pre-defined or custom repair scripts that correct the most common mesh errors.	✓	✓	-
	Semi-automatic mesh repair Perform specific repair operations to the entire part or to a selection of triangles, surfaces, shells, or edges	✓	✓	-
	Manual mesh repair Use a variety of mesh repair tools to manually add, remove, or adjust mesh triangles, nodes, and edges	✓	✓	-
Analysis Tools	Part and platform statistics Easily access mesh statistics, part sizes and volumes, and platform capacity and utilization	✓	✓	-
	Part level analysis Calculate and view upskins/downskins, center of gravity, wall thicknesses, shadow areas, and support volumes	✓	✓	-
	Measurement Create measurements of lengths, thicknesses, and angles on and between parts that update with model changes	✓	✓	-
	Mesh compare Compare distances between meshes to check models after remeshing, scaling, or corrective deformation	✓	✓	-
	Live collision detection Check if two or more parts in the project touch each other and quickly identify where collisions are occurring.	✓	✓	-
	Interlock detection Identify where parts may be interlocked after manual and automatic packing steps.	✓	✓	-
	Z-removeability check Ensure easy platform unloading by identifying where parts may obstruct each other vertically.	✓	✓	-
Report generation Aggregate part and platform analysis information in customizable templates for use in estimates, quoting, or production planning.	✓	✓	-	

To learn more about Fusion 360 with Netfabb and Netfabb Local Simulation visit www.autodesk.com/netfabb

To learn more about the Fusion 360 Additive Build Extension visit <https://www.autodesk.com/products/fusion-360/additive-build-extension>



Capability Chart



Product Features *(continued)*

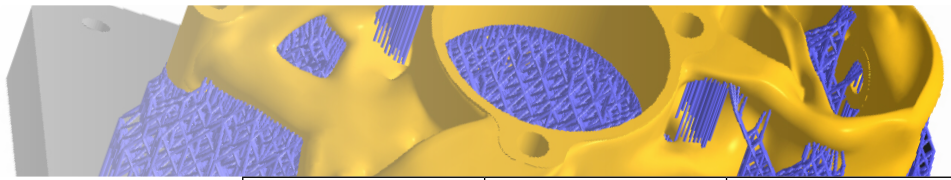
Product Features <i>(continued)</i>		Fusion 360 with Netfabb Premium	Fusion 360 with Netfabb Ultimate	Netfabb Local Simulation
Model Editing	Cutting tools Cut parts using standard or custom planes or freeform polygon shapes with custom edge profiles.	✓	✓	-
	Pin and holes Add pins and holes or hooks while cutting to aid reassembly of split parts.	✓	✓	-
	Mirror and scale Create mirrored copies of parts or scale components using scale factor, scale percentage, or target sizing.	✓	✓	-
	Split or extract shells For parts that contain multiple shells, split them all into multiple parts or extract selected shells manually.	✓	✓	-
	Mesh manipulation Manipulate meshes directly with smoothing, extrusion, distortion, boolean or shearing operations.	✓	✓	-
	Texture and colors Add color and texture information to mesh faces, surfaces and parts. Extrude surfaces based on grayscale texture maps.	✓	✓	-
	Labelling Add text, shield, or image labels manually or automatically create multiple parts with labels at once.	✓	✓	-
	Part hollowing Create hollow parts using a variety of options to define the offset shell surface.	✓	✓	-
Orientation & Packing	Orientation analysis Calculate the best orientation and preview supports with user-defined parameters and custom rankings.	✓	✓	-
	Move, rotate, and align Customize your part location and orientation on the platform, and utilize alignment as needed.	✓	✓	-
	2D packing Pack parts on the machine platform.	✓	✓	-
	3D packing Use "Simple Outbox Packing", "3D Packing - MonteCarlo", "3D Packing - Scanline", "3D Packing - Gravity" or "3D Packing - Size Sorting" algorithm to pack parts in the build volume.	✓	✓	-
	Sinterbox creation Create packages of small parts to avoid losing them in the build space.	✓	✓	-
Lattice & Optimization	Lattice Assistant Hollow parts and add non-structural lattices in a single step to save material and processing time.	✓	✓	-
	Perforations Add holes for material drainage with matching plugs during latticing or as a separate operation.	✓	✓	-
	Lattice Commander Create complex lattices within a part or on its surface, or create designs combining multiple lattices and skins.	✓	✓	-
	Selective Space Structures (3S) Create lattices that follow surface contours and complex lattices or lattice combinations via Lua script to achieve functional attributes.	-	✓	-
	Lattice optimization Using built-in optimization, generate non-uniform lattices that can withstand required loading conditions.	-	✓	-

To learn more about Fusion 360 with Netfabb and Netfabb Local Simulation visit www.autodesk.com/netfabb

To learn more about the Fusion 360 Additive Build Extension visit <https://www.autodesk.com/products/fusion-360/additive-build-extension>



Capability Chart




Product Features <i>(continued)</i>		Fusion 360 with Netfabb Premium	Fusion 360 with Netfabb Ultimate	Netfabb Local Simulation
Support Generation	Fused filament fabrication supports (BAAM only) Generate support structures for Big Area Additive Manufacturing (BAAM) machines at the time of GCode export.	✓	✓	-
	Multiple support types Control the definition and creation of bar, polyline, and volume based supports.	✓	✓	-
	Parametric supports Automatically update supports with any changes in orientation, assembly, or geometry.	✓	✓	-
	Automated support scripts Define and run custom scripts to automatically apply supports to one or multiple parts simultaneously.	✓	✓	-
	Semi-automatic support generation Using clusters or face groups, add supports manually or apply a support script only to the selected area.	✓	✓	-
	Manual support creation Add or edit individual support entities and create custom structures.	✓	✓	-
	Angled volume supportn Project supports outside the part to the platform to avoid part-to-part supports and reduce finishing effort.	✓	✓	-
	Adaptive lattice support Have control over definition and creation of adaptive lattice supports.	✓	✓	-
Toolpathing	Slicing & toolpathing Scripting interface for all aspects of toolpathing, geometry prep, build strategy, and export format definition plus slicing integration capability.	✓	✓	-
	Visual programming interface Create custom, elaborate scan strategies by combining pre-defined elements with a visual design tool.	✓	✓	-
	Advanced Toolpathing Utility Scripting interface for all aspects of toolpathing, geometry prep, build strategy, and export format definition plus slicing capability.	-	✓	-
Machine Integration	Metal machine workspaces Generate support structures for Big Area Additive Manufacturing (BAAM) machines at the time of GCode export.	✓	✓	-
	Non-metal machine workspaces Control the definition and creation of bar, polyline, and volume based supports.	✓	✓	-
	Fused filament fabrication workspaces (BAAM only) Automatically update supports with any changes in orientation, assembly, or geometry.	✓	✓	-
Automation	LUA Scripting Scripting interface for all aspects of toolpathing, geometry prep, build strategy, and export format definition plus slicing integration capability.	-	✓	-
	Netfabb Application Server Create custom, elaborate scan strategies by combining pre-defined elements with a visual design tool.	-	✓	-

To learn more about Fusion 360 with Netfabb and Netfabb Local Simulation visit www.autodesk.com/netfabb

To learn more about the Fusion 360 Additive Build Extension visit <https://www.autodesk.com/products/fusion-360/additive-build-extension>

Capability Chart



Product Features *(continued)*

		Fusion 360 with Netfabb Premium	Fusion 360 with Netfabb Ultimate	Netfabb Local Simulation
Advanced Simulation Capabilities	Small scale simulation - PRM generation <small>Generate PRM files based on chosen material and process parameters.</small>	-	-	Unlimited
	Part scale simulation <small>Simulate powder-bed fusion additive manufacturing processes to identify potential causes of build failures.</small>	-	Limited	Unlimited
	Simulation of entire build plate <small>Import multiple models and supports to capture interactions between parts and the distortion of the build plate.</small>	-	Limited	Unlimited
	Deformation prediction and compensated shape export <small>Predict how parts will deform and automatically compensate geometries based on simulation results.</small>	-	Limited	Unlimited
	Support failure prediction <small>Identify locations where support failure is likely to occur to inform the support creation process.</small>	-	Limited	Unlimited
	Recoater interference detection <small>Identify areas where the part may distort upwards that may cause interference with the recoater blade.</small>	-	Limited	Unlimited
	Heat treatment <small>View stress results before and after annealing the part.</small>	-	Limited	Unlimited
	Part and support parameters <small>Accurately reflect your build process by applying unique settings to supports and parts.</small>	-	Limited	Unlimited
	Distortion and stress after removal from build plate <small>Simulate the mechanical response of a deposited part after removal from the build plate.</small>	-	Limited	Unlimited
	Hot spots and lack of fusion <small>Identify any areas of the part where hot spots will occur, or spots where there will be a lack of fusion.</small>	-	Limited	Unlimited
	Directed energy deposition process simulation <small>Simulate full builds for both powder-fed and wire-fed DED processes.</small>	-	-	Unlimited

To learn more about Fusion 360 with Netfabb and Netfabb Local Simulation visit www.autodesk.com/netfabb

To learn more about the Fusion 360 Additive Build Extension visit <https://www.autodesk.com/products/fusion-360/additive-build-extension>